


# 22<sup>nd</sup> NATIONAL STATISTICS MONTH

OCTOBER 2011



"QUALITY SOCIAL PROTECTION STATISTICS  
FOR FOCUSED TARGETING:  
Improving Outcomes, Changing Lives"

**Host Agencies:**

DEPARTMENT OF SOCIAL  
WELFARE AND DEVELOPMENT

Opening Ceremony

3 October 2011

Century Park Hotel, Malate, Manila

**BANGKO SENTRAL NG PILIPINAS**

Closing Ceremony

28 October 2011

BSP Assembly Hall

BSP Three-Storey Bldg., Malate, Manila

Visit: [www.nscb.gov.ph/nsm](http://www.nscb.gov.ph/nsm)

Email: [nsm@nscb.gov.ph](mailto:nsm@nscb.gov.ph)

or call: 895-2436 or 890-9404

**Other Events:**

- Meeting of the Interagency and Expert Group on MDG Indicators  
17-18 October 2011
- 2011 International Conference on Millennium Development Goals Statistics (ICMDGS)  
19-21 October 2011

Visit: [www.nscb.gov.ph/events/icmdgs](http://www.nscb.gov.ph/events/icmdgs)

Email: [icmdgs@nscb.gov.ph](mailto:icmdgs@nscb.gov.ph)

or call: 8967981



# MALACAÑANG

Manila

BY THE PRESIDENT OF THE PHILIPPINES

PROCLAMATION NO. 647

## DECLARING THE MONTH OF OCTOBER OF EVERY YEAR AS THE NATIONAL STATISTICS MONTH

WHEREAS, statistics plays a pivotal and crucial role in policy formulation, planning and decision making in both the government and the private sectors;

WHEREAS, the crucial role of statistics in nation building must be given the official recognition it rightly deserves;

WHEREAS, the observance of National Statistics Month will be a step towards promoting, enhancing and instilling nationwide awareness and appreciation of the importance and value that statistics provide the different sectors of our society, while at the same time insuring the support of the public at large in improving and enhancing the quality and standard of statistics in the country;

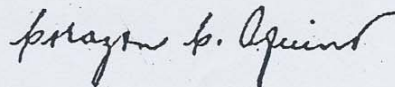
WHEREAS, there is a need for an over-all coordinator of the different statistical agencies of the government to ensure the success of the various programs to be undertaken during the National Statistics Month;

NOW, THEREFORE, I, CORAZON C. AQUINO, President of the Philippines, by virtue of the powers vested in me by law, do hereby declare the month of October of every year as the National Statistics Month under the auspices of the National Statistical Coordination Board.


All departments, agencies and instrumentalities of the national government, local government units, government owned or controlled corporations, the private sector, and the public at large are hereby enjoined to actively support the activities and programs for the National Statistics Month.

IN WITNESS WHEREOF, I have hereunto set my hand and caused the seal of the Republic of the Philippines to be affixed.

Done in the City of Manila, this 20th day of September in the year of Our Lord, nineteen hundred and ninety.



By the President:



CATALINO MACARAIG, JR.  
Executive Secretary

## CONTENTS

Proclamation 647	Inside front cover
Contents	
Theme Explanation	i
Messages	
<i>His Excellency President Benigno S. Aquino III</i>	ii
<i>Secretary Cayetano W. Paderanga, Jr.</i>	iii
<i>Secretary Corazon Juliano-Soliman</i>	iv
<i>Secretary General Romulo A. Virola</i>	v
<i>Governor Amando M. Tetangco, Jr.</i>	vi
The National Statistics Month in Restrospect	NSM - 1
Highlights of the 21 <sup>st</sup> NSM Celebration	NSM - 5
Map of the Republic of the Philippines	NSM – 10
Number of Provinces, Cities, Municipalities And Barangays By Regions	NSM - 11
Statistics on Social Services	NSM - 13
22 <sup>nd</sup> NSM Calendar of Activities	NSM - 19
NCR – National Capital Region	
CAR – Cordillera Administrative Region	
Region I – Ilocos Region	
Region II – Cagayan Valley	
Region III – Central Luzon	
Region IV-A – CALABARZON	
Region IV-B – MIMAROPA	
Region V – Bicol Region	
Region VI – Western Visayas	
Region VII – Central Visayas	
Region VIII – Eastern Visayas	
Region IX – Zamboanga Peninsula	
Region X – Northern Mindanao	
Region XI – Davao Region	
Region XII – SOCCSKSARGEN	
Region XIII – Caraga	
ARMM – Autonomous Region in Muslim Mindanao	
Annexes	
The Philippine Statistical System	ANNEX - 2
22 <sup>nd</sup> NSM Steering Committee and Sub-Committees	ANNEX - 3&4
22 <sup>nd</sup> NSM Secretariat	ANNEX - 4
22 <sup>nd</sup> NSM Host Agencies	ANNEX - 4
21 <sup>st</sup> NSM Awards Evaluation Team	ANNEX - 5
3 <sup>rd</sup> NSM Media Awards Board of Judges and Sponsors	ANNEX - 5
The NSM Awards	ANNEX - 6
22 <sup>nd</sup> NSM Donors and Sponsors	ANNEX - 8
Acronyms and Abbreviations	
Acknowledgement	Inside back cover
STATMAN	Back cover

**22<sup>nd</sup> National Statistics Month  
Theme**

**QUALITY SOCIAL PROTECTION STATISTICS FOR FOCUSED TARGETING:  
IMPROVING OUTCOMES, CHANGING LIVES**

Each day, we face various kinds of risks. These risks create shocks that greatly affect our lives, especially the poor. The Department of Social Welfare and Development (DSWD) is mandated to provide social protection and undertake anti-poverty programs and projects. Social protection is defined as a set of interventions aimed at supporting the poor and other vulnerable members of society in managing risks.

Statistics is one of the key factors in implementing effective and efficient social protection programs and services. The DSWD recognizes this and has developed a targeting system to address the need for more focused delivery of services. The National Household Targeting System for Poverty Reduction (NHTS-PR) is an information management system that identifies who and where the poor are nationwide. The NHTS-PR aims to create an objective and transparent database of poor households which will serve as guide to other government agencies and stakeholders in identifying beneficiaries of their social protection programs.

The NHTS-PR utilized the existing poverty statistics produced by the National Statistical Coordination Board (NSCB) and National Statistics Office (NSO) in the planning and implementation of the project. These data guided the NHTS-PR in identifying areas to assess and in determining which households are below the poverty thresholds or those that we identify as poor households. Quality social protection statistics is indeed vital for the department to ensure the accuracy and integrity of its targeting system.

With quality social protection statistics and targeting system, the delivery of social protection programs and services is more focused. The leakage rate (inclusion of non-poor) and under coverage (exclusion of poor) in social protection programs and services of the government are also reduced. This results to focused social protection programs and services that yield better results and reaches those who are really in need of government's services.



MALACAÑAN PALACE  
MANILA

#### MESSAGE

My warmest greetings to the **National Statistical Coordination Board**, as you spearhead the celebration of the **22nd National Statistics Month**.

Statistics plays an important role in monitoring our country's economic and social progress, especially our performance in terms of poverty alleviation. Thus, this year's theme, "Quality Social Protection Statistics for Focused Targeting: Improving Outcomes, Changing Lives," is very timely as it reflects government thrust towards the attainment of our nation's development goals.

Toward this end, I call on the Philippine Statistical System and the entire government bureaucracy to work together to upgrade the quality of statistics in the country with the ultimate goal of empowering every Filipino through informed decision-making. We need quality statistical measures to help direct our development efforts toward enhancing the welfare and well-being of the Filipino people. More specifically, we need reliable, accurate statistics to monitor and assess our progress, and to identify the beneficiaries of our government programs.

In this era of daylight and hope, let us demonstrate passion, excellence, and integrity in our respective undertakings, as we join other sectors on the straight and righteous path toward the fulfillment of our shared aspirations. Together, let us work toward our common goal of a stable and progressive Philippines.



**BENIGNO S. AQUINO III**

**MANILA**  
October 2011



Republic of the Philippines  
NATIONAL ECONOMIC AND DEVELOPMENT AUTHORITY

NEDA sa Pasig, 12 Saint Josemaria Escrivá Drive, Ortigas Center, Pasig City 1605  
P.O. Box 419, Greenhills • Tels. 631-0945 to 64  
[http: www.neda.gov.ph](http://www.neda.gov.ph)

MESSAGE

My warmest greetings to the Philippine Statistical System (PSS) on the celebration of the 22<sup>nd</sup> National Statistics Month (NSM)!

This year's NSM theme, *"Quality Social Protection Statistics for Focused Targeting: Improving Outcomes, Changing Lives,"* is an acknowledgment that statistics plays a significant role in providing social protection to all.

Access to adequate social protection is a basic right and it is the government's responsibility to ensure that this is provided to all its citizens. It is based on this premise that the government seeks to further strengthen its statistical system to ensure that quality social protection statistics are produced for crafting better policies and programs, effectively implementing them, monitoring the outcome of these programs, and evaluating their impact in poverty reduction.

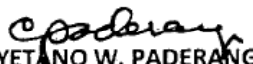
Converging social protection programs for priority beneficiaries and target areas has been identified as one of the priority strategies for social development in the Philippine Development Plan 2011-2016. Hence, quality social protection statistics will prove indispensable in benchmarking for programs such as the Conditional Cash Transfer (CCT), Kapit Bisig Laban sa Kahirapan-Comprehensive and Integrated Delivery of Social Services (KALAHI-CIDSS) and Self-Employment Assistance - Kaunlaran (SEA-K). With quality statistics, agencies primarily engaged in providing social protection will be able to ensure the empowerment of the poor, vulnerable and disadvantaged individuals and other sectors of the society.

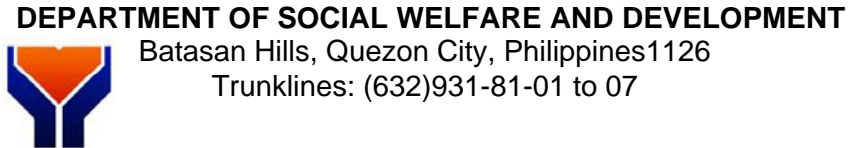
The annual NSM celebration continues to be a major forum for the PSS in promoting the relevance of statistics to the various sectors of our society. May this year's NSM be able to continue to gain support from the government, private sector, and the academe in ensuring the generation of quality statistics that help achieve our national development goals.

I congratulate the PSS for successfully organizing this event. Let me also thank the Department of Social Welfare and Development (DSWD) and the Bangko Sentral ng Pilipinas (BSP) for hosting the opening and closing ceremonies, respectively.

May the synergy of unrelenting efforts carry on to ensure the quality of statistics that serve as powerful tool in planning and programming towards national progress and in uplifting the quality of life of the Filipino people.

Congratulations and more power.

  
CAYETANO W. PADERANGA, JR.  
Socioeconomic Planning Secretary  
and  
NEDA Director General



**DEPARTMENT OF SOCIAL WELFARE AND DEVELOPMENT**

Batasan Hills, Quezon City, Philippines 1126

Trunklines: (632)931-81-01 to 07

## **M E S S A G E**

Sunflower Greetings!

The Department of Social Welfare and Development takes pride in hosting the 22<sup>nd</sup> National Statistics Month (NSM) celebration. The celebration is indeed timely because the generation of accurate data and statistics play an important role in our country's development.

This year's theme **"Quality Social Protection Statistics for Focused Targeting: Improving Outcomes, Changing Lives"** reflects the vital role of statistics in developing a unified targeting system that would result in effective and efficient delivery of the government's social protection programs and services. As the lead agency mandated to provide social protection and undertake anti-poverty programs and projects, the DSWD acknowledges the need for more focused targeting and implementation of programs and services. This will not be possible without accurate and updated statistics.

We are honored to present the National Household Targeting System for Poverty Reduction (NHTS-PR), the DSWD's contribution in the improvement of the lives of poor, disadvantaged and vulnerable Filipinos. This project makes available to national government agencies and other stakeholders a database that serves as guide in identifying beneficiaries of their social protection programs. With NHTS-PR, the DSWD envisions more focused social protection programs that truly target the intended beneficiaries.

The DSWD is immensely grateful for this opportunity to strengthen its collaboration with the National Statistical Coordination Board (NSCB) and the members of the Philippine Statistical System (PSS). May we continue to do our share towards uplifting the quality of lives of those we serve.

Thank you. Mabuhay!!!

  
**CORAZON JULIANO-SOLIMAN**  
Secretary



Republika ng Pilipinas  
**PAMBANSANG LUPON SA UGNAYANG PANG-ESTADISTIKA**  
**National Statistical Coordination Board**

### MESSAGE

For more than two decades now, October has become a much-awaited month for the Philippine Statistical System (PSS). As we celebrate the 22<sup>nd</sup> National Statistics Month (NSM) this year, we take pride in the many achievements of the PSS to enhance public appreciation of the importance of statistics in our development agenda. Indeed, statistics have contributed much to decision making in the government, private and business sectors, and civil society as evidenced by the continuously increasing demand for statistics.

The theme for this year's NSM celebration "*Quality Social Protection Statistics for Focused Targeting: Improving Outcomes, Changing Lives,*" or "*Kalidad na Estadistika sa Pangangalagang Panlipunan: Pagpapahusay ng Gawa, Pagpapaunlad ng Buhay*" underscores the need for high quality social protection statistics to address our nation's problems, such as poverty and access to health and education services. These statistics should be generated and used as basis for the targeting system of the government in the delivery of social services towards the empowerment of all Filipinos.

With the launching of the ***Philippine Poverty Statistics Portal***, we hope to provide better access to poverty statistics and thus aid in the poverty alleviation efforts in the country. As we develop and enrich this portal, we encourage other government agencies to pursue similar initiatives to enhance transparency and accountability towards good governance.

This October, the Philippines thru the National Statistical Coordination Board (NSCB) shall also host the ***International Conference on the Millennium Development Goals Statistics (ICMDGS)***, which aims to: (a) review the global, regional and country progress towards the achievement of the MDGs; (b) serve as forum for the exchange of knowledge and sharing of best practices in MDG data collection, compilation, analysis and dissemination including at the local level; and (c) discuss how MDG statistics can inform policies and contribute to better development outcomes.

On behalf of the 22<sup>nd</sup> NSM Steering Committee and the NSCB, I extend my deepest gratitude to the DSWD and BSP, for hosting the opening and closing ceremonies, respectively, and for their contribution towards the successful celebration of the NSM at the local level. Their unwavering support to our efforts in promoting the value of statistics to a wider spectrum of our society has certainly helped build consciousness of and appreciation for statistics towards evidence-based decision making in both government and private sector.

May the NSM celebration be once again a means for all of us to join hands in improving the quality of statistics in our country to improve the quality of life of our people!

*Mabuhay tayong lahat!*

  
ROMULO A. VIROLA  
Secretary General



**BANGKO SENTRAL NG PILIPINAS**

OFFICE OF THE GOVERNOR

## **MESSAGE**

The Bangko Sentral ng Pilipinas is delighted to once again be a part of the annual celebration of the National Statistics Month (NSM). Over the past years, the NSM celebration has highlighted the successful and effective collaboration among members of the Philippine statistical system to promote a higher level of awareness on the importance of statistics to the different sectors of our society.

The theme for this year's NSM Celebration – "Quality Social Protection Statistics for Focused Targeting: Improving Outcomes, Changing Lives" is very timely as it stresses the need for high-quality statistics in formulating and assessing the effectiveness and efficiency of social protection programs. Indeed, a strong statistical and information base would allow us to put in place appropriate policies that are geared towards improving social safety nets especially to the poor.

We are now in very challenging times. The economic and financial crisis has continued to affect the global economy. Fortunately, local economic prospects have so far been improving as we have managed to register robust economic growth for several consecutive quarters. Nonetheless, we should ensure that the growth that we are experiencing leads to broader financial and social inclusion.

On the part of the BSP, we recognize the positive impact of social protection in reducing poverty and ensuring sustainable economic growth. We contribute towards this end by delivering on our mandate of price stability. Inflation control remains paramount in our policy agenda. In this endeavor, we value the significance of the contributions of our information and statistics providers for their essential inputs in the formulation of appropriate and timely monetary, financial and external sector policies. This is a prime example of how strong statistical systems serve as the bridge in helping us to adapt to changes in social and economic conditions. With forward-looking and information-intensive statistics, we will be able to steer the economy towards a more sustained and broad-based growth path.

Truly, the crucial role of statistics in nation building must be given the recognition that it rightly deserves. It is an honor to be working side by side with all the respectable colleagues in the statistical community. In behalf of the BSP, we thank everyone who has given his full support and cooperation in this undertaking. Congratulations to all of us!

**Mabuhay!**

  
**AMANDO M. TETANGCO, JR.**  
Governor

## HIGHLIGHTS OF THE OBSERVANCE OF THE 21<sup>st</sup> NATIONAL STATISTICS MONTH

### I. Introduction

The celebration of the National Statistics Month started in October 1990 pursuant to Presidential Proclamation No. 647, *Declaring the Month of October of Every Year as the National Statistics Month (NSM)*, issued on September 20, 1990.

Celebration of NSM is done nationwide, thru the interagency Steering Committee and Subcommittees/NSCB at the national level and Regional Statistical Coordination Committees/NSCB Regional Divisions at the subnational levels.

NSM theme for each year is focused on a specific sector in which the main goal is the improvement of statistics in that sector.

Participants in the NSM celebration include those in the government, private sector, academe and the public in general.



### II. Preparations for the 21<sup>st</sup> National Statistics Month

#### A. Steering Committee and Sub-Committees



As the 21<sup>st</sup> NSM coincides with the conduct of the 11<sup>th</sup> National Convention on Statistics (NCS), a Steering Committee was created to provide overall direction and guidance in the conduct of the 21<sup>st</sup> NSM and the 11<sup>th</sup> NCS. It was chaired by NSCB Secretary General Romulo A. Virola with BAS Director Romeo S. Recide and Dr. Peter Paul Reuben G. Galvez of DND as Vice-Chairs.

Two Sub-Committees with specific terms of reference were created, the (a) Sub-Committee on Publicity and Advocacy and (b) Sub-Committee on Programs and Awards. The NSCB Technical Taff served as secretariat to the Steering Committee and Sub- Committees.

#### B. Theme of the 21<sup>st</sup> NSM

The 21<sup>st</sup> NSM theme was ***“Towards a Philippine Statistical System Responsive to Emerging National and Global Challenges”***.

The theme focused on the challenges brought about by changes in the global, regional and national levels and its impact on the country’s development. It highlighted the role of the Philippine Statistical System (PSS) in ensuring that adequate, relevant and timely statistical information is available and accessible to stakeholders.

### III. Celebration of the 21<sup>st</sup> National Statistics Month



remarks while NEDA Director General and Chair of the NSCB Executive Board, Cayetano W. Paderanga, Jr. was the keynote speaker.

One of the highlights of the opening ceremony was the awarding of the 2<sup>nd</sup> NSM Media Awards in recognition of the important role of tri-media practitioners (print, radio and television) from both government and private media *institutions*, who made significant contribution towards the promotion and usage of statistics in information dissemination and other relevant purposes. **Ms. Iris Gonzales won the 2<sup>nd</sup> NSM Media Awards** for her article **“RP Races to meet Millennium Development Goals by 2015”** published in the **July 25, 2010** issue of the **Philippine Star**. Special citation were given to Ms. Bernadette S. Reyes of GMA 7 for the TV Broadcast category and Mr. Thads Bentulan, DYAB-(ABS-CBN, Cebu) for Radio Broadcast category.

Mr. Jordan P. Santos, the first prize winner of the 12<sup>th</sup> BSP-DepEd NCR Oratorical Contest, delivered his winning piece during the opening ceremony.

#### 20<sup>th</sup> NSM Awards

Part of the 21<sup>st</sup> NSM opening ceremony was the awarding of winners for the 20<sup>th</sup> NSM Best Statistical Activity and Best Region which were given to agencies/institutions for their outstanding participation in the NSM.



NSM Best Region Hall of Fame - **Region I (3 consecutive years as Best Region from 2006-2008)**

#### ➤ Host Agencies of the 21<sup>st</sup> NSM

The NSCB hosted the joint opening ceremony of the 21<sup>st</sup> NSM and the 11<sup>th</sup> NCS while the Bangko Sentral ng Pilipinas (BSP) hosted the closing ceremony.

#### ➤ 21<sup>st</sup> NSM/11<sup>th</sup> NCS Joint Opening Ceremony

The joint opening ceremony was held on October 4, 2010 at the EDSA Shangri-La Hotel, Mandaluyong City and was attended by 1,089 guests from 250 agencies and institutions. NSCB Secretary General Romulo A. Virola delivered the welcome



#### Winners of the Best 20<sup>th</sup> NSM Activity and Best Region

**Best 20<sup>th</sup> NSM Activity**  
Best Statistical Exhibit - **National Statistics Office (NSO) “Statistical Exhibit at SM Supermalls in Metro Manila”;**

Best Statistical Contest - **National Statistics Office (NSO) “2009 NCR Statistical Quiz”;**

NSM Best Region - **Region VI**

#### IV. Activities Undertaken

As in the past NSMs, the statistical activities of the agencies/institutions nationwide were consolidated to come up with a Calendar of Activities. These were distributed nationwide to the agencies and through the Regional Statistical Coordination Committees. The Calendar of Activities was also posted on the NSCB website.

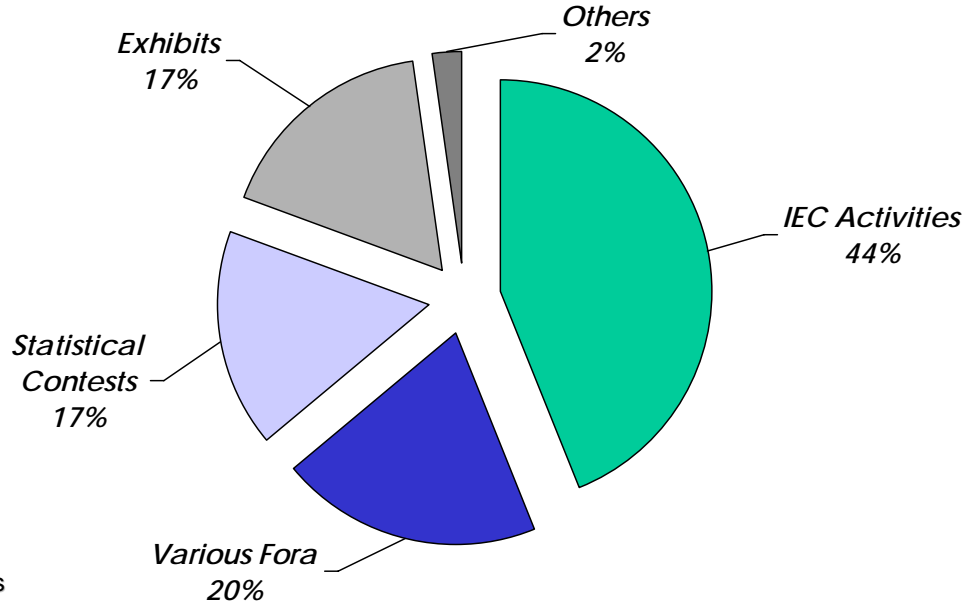
##### Calendar of Activities

A total of: 894 Activities Nationwide  
 By: 724 agencies/ institutions

Comprising:  
 392 Information and Education Campaign (IEC)  
 179 Various Fora  
 149 Statistical Contests  
 154 Exhibits  
 20 Others

512 Agencies in 2009  
 724 Agencies in 2010  
 41.4% increase in the number of participating agencies/institutions

875 activities in 2009  
 894 activities in 2010  
 2.2% increase in the number of activities



##### Major Activities

###### ➤ Statistical Fora

A total of 179 various statistical fora were conducted nationwide, consisting of conventions, conferences, symposia, lectures, workshops and seminars.

The following were the major statistical activities conducted:

- 11<sup>th</sup> National Convention on Statistics (NCS)
- 3<sup>rd</sup> Global Forum on Gender Statistics and Interagency Expert Group Meeting
- 1<sup>st</sup> World Statistics Day

- 11<sup>th</sup> Faculty-Student Conference (FSC) organized by the UP School of Statistics (UPSS), UP Institute of Statistics (UP InStat) and the SRTC
- Forum on Improving Awareness and Trust on Government Statistics sponsored by the Philippine Statistical Association (PSA)
- BSP-DepEd Oratorical Contest
- Interagency Tree Planting
- Statistical Forum cum Training on GIS for Disaster Management in Region 1
- Search for Achievers in Statistics in Western Visayas
- Statistical Open House in Region 9
- 3-Day Training on Data Interpretation and Analysis for Development Planners in Region 12

➤ Regional Celebrations

Statistical activities were conducted in all regions outside the NCR. These ranged from a simple activity, such as hanging of streamer or display of NSM posters to a more innovative and impressive statistical activities, such as holding of a statistical forum and lecture series, motorcades, statistical exhibits, workshops, and radio/tv interview/guestings. These were all geared to raise statistical awareness and



appreciation focusing on the theme of the event. The NSM observance in the regions was spearheaded by the Regional Statistical Coordination Committees (RSCCs) with the NSCB Regional Divisions providing secretariat services specifically in Regions I, V, VI, VIII, IX, X, XI, XII and CAR. The NEDA and/or NSO Regional Offices coordinated and provided support in the celebration of the NSM in the other regions of the country.

➤ PSS Tree Planting Activity

For the tree planting activity, 344 participants from 25 government agencies travelled to Hacienda Dolores, Porac, Pampanga on 27 October 2010. The annual tree planting activity was once again spearheaded by the National Statistical Coordination Board (NSCB) and the Department of Environment and Natural Resources (DENR) to promote social relevance and environmental awareness and sustainability among members of the PSS. The First Memorandum of Agreement on the maintenance of saplings was signed by Porac Mayor Condralito B. Dela Cruz, DENR Region 3 Exec. Dir. Ricardo L. Calderon, and NSCB Sec. Gen. Romulo A. Virola.

DENR provided the saplings for the tree planting while the staff of the Municipal Government of Porac, Pampanga made the arrangements and coordination of the activity in their area. The Philippine Charity Sweepstakes Office (PCSO) sent their medical emergency team in support of the annual activity.



➤ 21<sup>st</sup> NSM Closing Ceremony

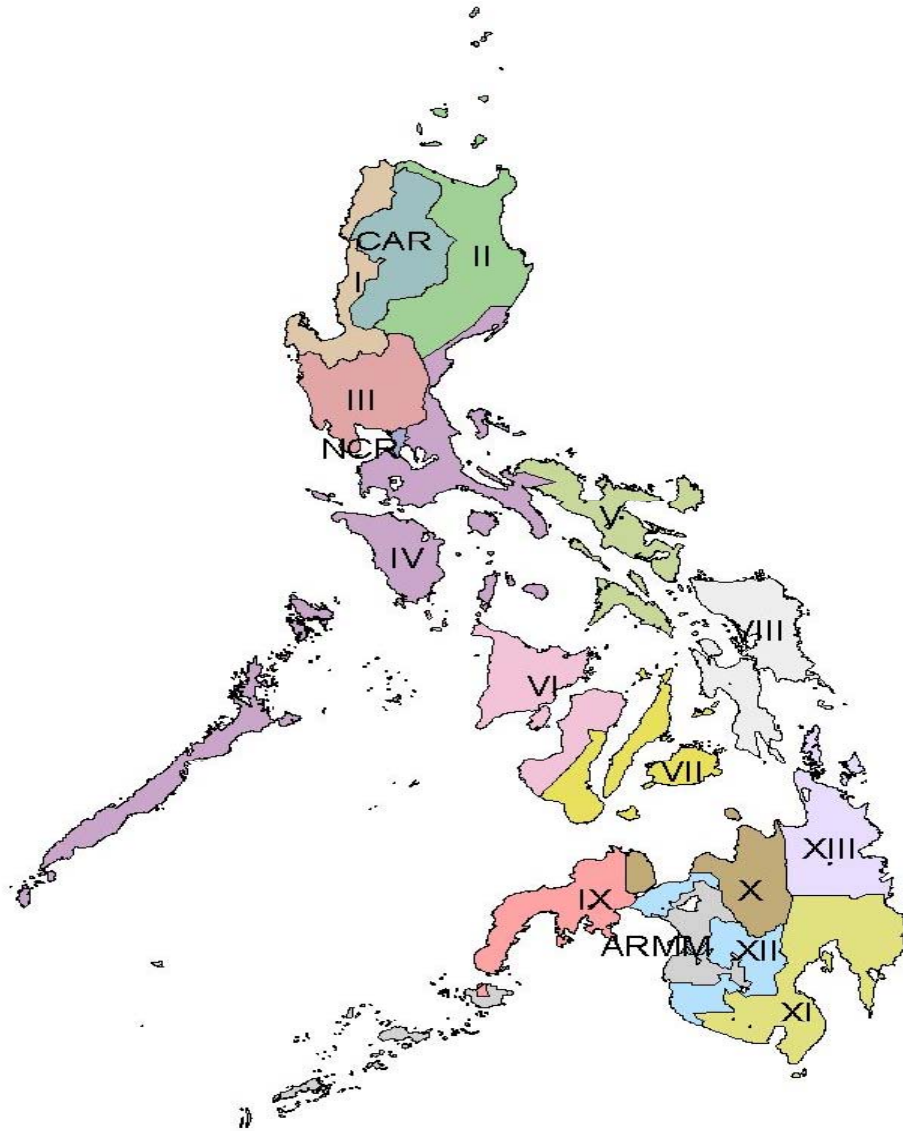
The 21<sup>st</sup> NSM closing ceremony was held on October 29, 2010 during the 2010 BSP-DepEd Oratorical Contest held at BSP. Governor Amando M. Tetangco, Jr. was the keynote speaker and Secretary General Romulo A. Virola formally closed the 21<sup>st</sup> NSM.

The Annual BSP-DepEd Oratorical Contest is one of the major NSM activities where contestants are fourth year high school students from various high schools in the country. The following were the winners of the 2010 BSP-DepEd Oratorical Contest: 1<sup>st</sup> Place - John Paul B. de Luna, Lagro High School (NCR);



2<sup>nd</sup> Place - Christian A. Salvaña, St. Louise School of Mandaue, Cebu (Region VII); and 3<sup>rd</sup> Place: Mara Athena Grace C. Venenciano, Urdaneta City National High School Pangasinan (Region 1).

# Republic of the Philippines



**T**he Philippines is composed of 7,100 islands situated in the South-East Asian part of the globe. These islands are clustered into three major island groups, namely Luzon, Visayas, and Mindanao, which are further divided into regions; the regions into provinces; the provinces into cities and municipalities; and the cities and municipalities into barangays. Luzon is composed of National Capital Region (NCR), Cordillera Administrative Region (CAR), Ilocos Region, Cagayan Valley, Central Luzon, CALABARZON, MIMAROPA, and Bicol Region. Visayas is composed of Western Visayas, Central Visayas, and Eastern Visayas while Mindanao is composed of Zamboanga Peninsula, Northern Mindanao, Davao Region, SOCCSKSARGEN, CARAGA, and Autonomous Region of Muslim Mindanao (ARMM). Currently, there are 17 regions, 80 provinces, 138 cities, 1,496 municipalities and 42,025 barangays.



**PROVINCIAL SUMMARY  
NUMBER OF PROVINCES, CITIES, MUNICIPALITIES  
AND BARANGAYS, BY REGION\***



**As of June 30, 2011**

PSGC CODE	REGION	PROV.	CITIES	MUN.	BRGYS	PSGC CODE	REGION	PROV.	CITIES	MUN.	BRGYS
<b>PHILIPPINES</b>		<b>80</b>	<b>138</b>	<b>1,496</b>	<b>42,026</b>						
<b>13 NATIONAL CAPITAL REGION (NCR)</b>		-	<b>16</b>	<b>1</b>	<b>1,705</b>	<b>04 Region IV-A (CALABARZON)</b>		<b>5</b>	<b>14</b>	<b>128</b>	<b>4,011</b>
<b>1339 FIRST DISTRICT, City of Manila</b>		-	<b>1</b>	-	<b>897</b>	0410 Batangas			<b>3</b>	<b>31</b>	<b>1,078</b>
<b>1374 SECOND DISTRICT</b>		-	<b>5</b>	-	<b>236</b>	0421 Cavite			<b>4</b>	<b>19</b>	<b>829</b>
137401 City of Mandaluyong		-	<b>1</b>	-	<b>27</b>	0434 Laguna			<b>4</b>	<b>26</b>	<b>674</b>
137402 City of Marikina		-	<b>1</b>	-	<b>16</b>	0456 Quezon			<b>1</b>	<b>39</b>	<b>1,209</b>
137403 City of Pasig		-	<b>1</b>	-	<b>30</b>	045624 Lucena City			<b>1</b>	-	<b>33</b>
137405 City of San Juan		-	<b>1</b>	-	<b>21</b>	0458 Rizal			<b>1</b>	<b>13</b>	<b>188</b>
137404 Quezon City		-	<b>1</b>	-	<b>142</b>	<b>17 Region IV-B (MIMAROPA)</b>		<b>5</b>	<b>2</b>	<b>71</b>	<b>1,458</b>
<b>1339 THIRD DISTRICT</b>		-	<b>4</b>	-	<b>255</b>	1740 Marinduque			-	<b>6</b>	<b>218</b>
137501 Caloocan City		-	<b>1</b>	-	<b>188</b>	1751 Occidental Mindoro			-	<b>11</b>	<b>162</b>
137502 City of Malabon		-	<b>1</b>	-	<b>21</b>	1752 Oriental Mindoro			<b>1</b>	<b>14</b>	<b>426</b>
137503 City of Navotas		-	<b>1</b>	-	<b>14</b>	1753 Palawan			-	<b>23</b>	<b>367</b>
137504 City of Valenzuela		-	<b>1</b>	-	<b>32</b>	175316 Puerto Princesa City (Capital)			<b>1</b>	-	<b>66</b>
<b>1339 FOURTH DISTRICT</b>		-	<b>6</b>	-	<b>317</b>	1759 Romblon			-	<b>17</b>	<b>219</b>
137601 City of Las Piñas		-	<b>1</b>	-	<b>20</b>	<b>05 Region V (BICOL REGION)</b>		<b>6</b>	<b>7</b>	<b>107</b>	<b>3,471</b>
137602 City of Makati		-	<b>1</b>	-	<b>33</b>	0505 Albay			<b>3</b>	<b>15</b>	<b>720</b>
137603 City of Muntinlupa		-	<b>1</b>	-	<b>9</b>	0516 Camarines Norte			-	<b>12</b>	<b>282</b>
137604 City of Parañaque		-	<b>1</b>	-	<b>16</b>	0517 Camarines Sur			<b>2</b>	<b>35</b>	<b>1,063</b>
137605 Pasay City		-	<b>1</b>	-	<b>201</b>	0520 Catanduanes			-	<b>11</b>	<b>315</b>
137607 Taguig City		-	<b>1</b>	-	<b>28</b>	0541 Masbate			<b>1</b>	<b>20</b>	<b>550</b>
137606 Pateros		-	-	-	<b>10</b>	0562 Sorsogon			<b>1</b>	<b>14</b>	<b>541</b>
<b>14 CORDILLERA ADMINISTRATIVE REGION (CAR)</b>		<b>6</b>	<b>2</b>	<b>75</b>	<b>1,176</b>	<b>06 Region VI (WESTERN VISAYAS)</b>		<b>6</b>	<b>16</b>	<b>117</b>	<b>4,051</b>
1401 Abra		-	-	<b>27</b>	<b>303</b>	0604 Aklan			-	<b>17</b>	<b>327</b>
1481 Apayao		-	-	<b>7</b>	<b>133</b>	0606 Antique			-	<b>18</b>	<b>590</b>
1411 Benguet		-	-	<b>13</b>	<b>140</b>	0619 Capiz			<b>1</b>	<b>16</b>	<b>473</b>
141102 Baguio City		<b>1</b>	-	-	<b>129</b>	0679 Guimaras			-	<b>5</b>	<b>98</b>
1427 Ifugao		-	-	<b>11</b>	<b>175</b>	0630 Iloilo			<b>1</b>	<b>42</b>	<b>1,721</b>
1432 Kalinga		<b>1</b>	-	<b>7</b>	<b>152</b>	063022 Iloilo City (Capital)			<b>1</b>	-	<b>180</b>
1444 Mountain Province		-	-	<b>10</b>	<b>144</b>	0645 Negros Occidental			<b>12</b>	<b>19</b>	<b>601</b>
<b>01 Region I (ILOCOS REGION)</b>		<b>4</b>	<b>9</b>	<b>116</b>	<b>3,265</b>	064501 Bacolod City (Capital)			<b>1</b>	-	<b>61</b>
0128 Ilocos Norte			<b>2</b>	<b>21</b>	<b>557</b>	<b>07 Region VII (CENTRAL VISAYAS)</b>		<b>4</b>	<b>16</b>	<b>116</b>	<b>3,003</b>
0129 Ilocos Sur			<b>2</b>	<b>32</b>	<b>768</b>	0712 Bohol			<b>1</b>	<b>47</b>	<b>1,109</b>
0133 La Union			<b>1</b>	<b>19</b>	<b>576</b>	0722 Cebu			<b>6</b>	<b>44</b>	<b>1,066</b>
0155 Pangasinan			<b>4</b>	<b>44</b>	<b>1,364</b>	072217 Cebu City (Capital)			<b>1</b>	-	<b>80</b>
<b>02 Region II (CAGAYAN VALLEY)</b>		<b>5</b>	<b>3</b>	<b>90</b>	<b>2,311</b>	072226 Lapu-lapu City (Opon)			<b>1</b>	-	<b>30</b>
0209 Batanes		-	-	<b>6</b>	<b>29</b>	072230 Mandaue City			<b>1</b>	-	<b>27</b>
0215 Cagayan		<b>1</b>	<b>28</b>	<b>820</b>	<b>820</b>	0746 Negros Oriental			<b>6</b>	<b>19</b>	<b>557</b>
0231 Isabela		<b>2</b>	<b>35</b>	<b>1,055</b>	<b>132</b>	0761 Siquijor			-	<b>6</b>	<b>134</b>
0250 Nueva Vizcaya		-	<b>15</b>	<b>275</b>	<b>275</b>	<b>08 Region VIII (EASTERN VISAYAS)</b>		<b>6</b>	<b>7</b>	<b>136</b>	<b>4,390</b>
0257 Quirino		-	<b>6</b>	<b>132</b>	<b>132</b>	0878 Biliran			-	<b>8</b>	<b>132</b>
<b>03 Region III (CENTRAL LUZON)</b>		<b>7</b>	<b>13</b>	<b>117</b>	<b>3,102</b>	0826 Eastern Samar			<b>1</b>	<b>22</b>	<b>597</b>
0377 Aurora		-	<b>8</b>	<b>151</b>	<b>151</b>	0837 Leyte			<b>2</b>	<b>40</b>	<b>1,503</b>
0308 Bataan		<b>1</b>	<b>11</b>	<b>237</b>	<b>237</b>	083747 Tacloban City			<b>1</b>	-	<b>138</b>
0314 Bulacan		<b>3</b>	<b>21</b>	<b>569</b>	<b>569</b>	0848 Northern Samar			-	<b>24</b>	<b>569</b>
0349 Nueva Ecija		<b>5</b>	<b>27</b>	<b>849</b>	<b>849</b>	0864 Southern Leyte			<b>1</b>	<b>18</b>	<b>500</b>
0354 Pampanga		<b>1</b>	<b>20</b>	<b>505</b>	<b>505</b>	0860 Samar (Western Samar)			<b>2</b>	<b>24</b>	<b>951</b>
035401 Angeles City		<b>1</b>	-	<b>33</b>	<b>33</b>	<b>09 Region IX (ZAMBOANGA PENINSULA)</b>		<b>3</b>	<b>5</b>	<b>67</b>	<b>1,904</b>
0369 Tarlac		<b>1</b>	<b>17</b>	<b>511</b>	<b>511</b>	0972 Zamboanga del Norte			<b>2</b>	<b>25</b>	<b>691</b>
0371 Zambales		-	<b>13</b>	<b>230</b>	<b>230</b>	0973 Zamboanga del Sur			<b>1</b>	<b>26</b>	<b>681</b>
037107 Olongapo City		<b>1</b>	-	<b>17</b>	<b>17</b>	097332 Zamboanga City			<b>1</b>	-	<b>98</b>
						0983 Zamboanga Sibugay			-	<b>16</b>	<b>389</b>
						099701 City of Isabela			<b>1</b>	-	<b>45</b>



**PROVINCIAL SUMMARY  
NUMBER OF PROVINCES, CITIES, MUNICIPALITIES  
AND BARANGAYS, BY REGION\***



**As of June 30, 2011**

PSGC CODE	REGION	PROV.	CITIES	MUN.	BRGYS	PSGC CODE	REGION	PROV.	CITIES	MUN.	BRGYS
<b>10</b>	<b>Region X (NORTHERN MINDANAO)</b>	<b>5</b>	<b>9</b>	<b>84</b>	<b>2,022</b>						
1013	Bukidnon		2	20	464						
1018	Camiguin		-	5	58						
1035	Lanao del Norte		-	22	462						
103504	Iligan City		1	-	44						
1042	Misamis Occidental		3	14	490						
1043	Misamis Oriental		2	23	424						
104305	Cagayan de Oro City (Capital)		1	-	80						
<b>11</b>	<b>Region XI (DAVAO REGION)</b>	<b>4</b>	<b>6</b>	<b>43</b>	<b>1,162</b>						
1123	Davao del Norte		3	8	223						
1124	Davao del Sur		1	14	337						
112402	Davao City		1	-	182						
1125	Davao Oriental		1	10	183						
1182	Compostela Valley		-	11	237						
<b>12</b>	<b>Region XII (SOCCSKSARGEN)</b>	<b>4</b>	<b>5</b>	<b>45</b>	<b>1,194</b>						
1247	North Cotabato		1	17	543						
1280	Sarangani		-	7	140						
1263	South Cotabato		1	10	199						
126303	General Santos City (Dadiangas)		1	-	26						
1265	Sultan Kudarat		1	11	249						
129804	Cotabato City		1	-	37						
<b>16</b>	<b>Region XIII (Caraga)</b>	<b>5</b>	<b>6</b>	<b>67</b>	<b>1,311</b>						
1602	Agusan del Norte		1	10	167						
160202	Butuan City (Capital)		1	-	86						
1603	Agusan del Sur		1	13	314						
1667	Surigao del Norte		1	20	335						
1668	Surigao del Sur		2	17	309						
1685	Dinagat Islands		-	7	100						
<b>15</b>	<b>AUTONOMOUS REGION IN MUSLIM MINDANAO (ARMM)</b>	<b>5</b>	<b>2</b>	<b>116</b>	<b>2,490</b>						
1507	Basilan		1	11	210						
1536	Lanao del Sur		1	39	1,159						
1538	Maguindanao		-	36	508						
1566	Sulu		-	19	410						
1570	Tawi-tawi		-	11	203						

NOTES: All cities shown on this table are Highly Urbanized Cities (HUCs) except for Isabela City (Component City) in Region IX and Cotabato City (Independent Component City) in Region XII, whose provinces (Basilan and Maguindanao) are under the regional jurisdiction of ARMM per E.O. No. 36.

## STATISTICS ON SOCIAL SERVICES

**Table 1**  
**NUMBER OF PERSONS WITH DISABILITIES BY TYPE OF DISABILITY AND BY REGION**  
**2000**

Region	Persons with Disability	Type of Disability					
		Total Blindness	Partial Blindness	Low Vision	Total Deafness	Partial Deafness	Hard of Hearing
Total <sup>1</sup>	942,098	44,014	76,731	352,398	35,890	40,983	44,725
NCR National Capital Region	109,236	4,153	7,248	46,910	3,176	2,630	2,362
CAR Cordillera Administrative Region	17,321	962	1,374	4,136	750	1,240	1,343
1 Ilocos Region	52,715	2,566	3,235	15,928	1,969	2,612	3,937
2 Cagayan Valley	36,195	1,982	2,637	12,083	1,417	1,825	2,243
3 Central Luzon	86,770	3,340	5,468	34,645	3,042	2,729	3,449
4 Southern Tagalog	144,289	6,749	11,650	51,303	4,965	5,081	5,559
5 Bicol Region	75,772	3,392	9,429	25,927	2,744	3,753	4,744
6 Western Visayas	87,800	4,446	8,022	28,593	5,307	4,206	4,328
7 Central Visayas	84,707	4,960	5,862	38,821	2,855	4,238	3,783
8 Eastern Visayas	62,924	2,975	6,262	24,355	2,117	3,444	4,093
9 Zamboanga Peninsula	31,424	1,404	2,805	12,975	1,231	1,500	1,473
10 Northern Mindanao	29,774	1,208	2,630	10,689	1,121	1,436	1,439
11 Davao Region	57,462	2,682	4,479	21,934	2,300	2,380	2,410
12 SOCCSKSARGEN	22,165	1,071	1,971	7,161	1,210	1,042	1,063
13 Caraga	30,482	1,413	2,414	12,650	1,019	1,566	1,320
ARMM Autonomous Region in Muslim Mindanao	12,989	707	1,232	4,284	656	1,298	1,178

<sup>1</sup> Includes data in disputed areas.

Source: National Statistics Office.

**Table 1 (cont'd)**  
**NUMBER OF PERSONS WITH DISABILITIES BY TYPE OF DISABILITY AND BY REGION**  
**2000**

Region	Oral Defect	Type of Disability					
		Loss of one/both arms/hands	Loss of one/both legs/feet	Quadri-plegic	Mentally Retarded	Mentally Ill	Multiple Impairment
Total <sup>1</sup>	50,862	36,313	43,367	55,889	66,113	67,294	27,519
NCR National Capital Region	4,263	6,037	4,284	4,943	6,459	13,584	3,187
CAR Cordillera Administrative Region	1,257	899	998	1,409	1,217	1,174	562
1 Ilocos Region	4,721	1,816	2,543	3,419	5,222	3,221	1,526
2 Cagayan Valley	3,121	1,223	1,936	2,325	2,424	2,016	963
3 Central Luzon	4,527	4,012	4,091	5,293	7,130	6,793	2,251
4 Southern Tagalog	8,172	6,896	6,665	8,586	9,860	15,050	3,753
5 Bicol Region	3,769	2,296	3,675	4,944	5,008	4,104	1,987
6 Western Visayas	4,888	2,742	4,690	5,709	6,828	5,241	2,800
7 Central Visayas	3,383	1,885	3,229	4,246	5,592	3,987	1,866
8 Eastern Visayas	3,237	2,127	2,345	3,286	3,304	2,545	2,834
9 Zamboanga Peninsula	1,535	1,123	1,326	1,694	2,025	1,422	911
10 Northern Mindanao	1,664	1,112	1,512	1,885	2,506	1,638	934
11 Davao Region	3,099	2,066	2,901	3,692	4,524	3,130	1,865
12 SOCCSKSARGEN	1,329	775	1,400	1,606	1,647	1,219	671
13 Caraga	1,342	993	1,325	1,888	1,830	1,662	860
ARMM Autonomous Region in Muslim Mindanao	351	308	442	963	530	496	544

<sup>1</sup> Includes data in disputed areas.

Source: National Statistics Office.

Table 2

**UNDUPLICATED NUMBER OF CLIENTS SERVED  
BY THE DEPARTMENT OF SOCIAL WELFARE AND DEVELOPMENT  
BY REGION, BY CLIENTELE CATEGORY AND BY SEX  
2009 to 2010**

Region	Children in Conflict with the Law				Children				Women	
	2009		2010		2009		2010		2009	2010
	Male	Female	Male	Female	Male	Female	Male	Female	Female	Female
Total	2,549	82	1,135	72	21,635	22,807	38,547	52,327	15,766	9,977
NCR National Capital Region	-	10	21	10	5,595	5,446	13,252	23,224	1,445	1,739
CAR Cordillera Administrative	76	-	7	-	490	554	687	1,122	247	170
1 Ilocos Region	97	-	131	-	1,058	1,317	2,102	2,843	281	416
2 Cagayan Valley	40	4	40	-	559	656	1,416	1,955	483	742
3 Central Luzon	168	9	144	31	2,008	2,363	3,535	4,378	469	870
4a CALABARZON	140	2	201	-	2,813	2,524	1,276	2,150	27	59
4b MIMAROPA	70	4	22	1	2,733	2,763	4,022	4,194	156	120
5 Bicol Region	43	3	31	1	448	438	950	1,697	226	171
6 Western Visayas	747	-	36	1	1,090	898	1,966	1,004	3,473	155
7 Central Visayas	460	21	131	10	1,523	2,118	2,044	2,801	546	476
8 Eastern Visayas	63	-	69	1	287	431	579	1,054	246	139
9 Zamboanga Peninsula	103	13	68	6	939	1,160	643	1,073	1,546	532
10 Northern Mindanao	208	3	53	1	724	787	794	1,018	1,645	1,450
11 Davao Region	129	8	120	9	842	885	4,032	1,864	4,908	2,690
12 SOCCSKSARGEN	155	5	16	1	406	305	765	958	46	124
13 Caraga	50	-	45	-	120	162	484	992	22	124
ARMM Autonomous Region in Muslim Mindanao	-	-	-	-	-	-	-	-	-	-

Source: Department of Social Welfare and Development.

Table 2 (cont'd)

**UNDUPLICATED NUMBER OF CLIENTS SERVED  
BY THE DEPARTMENT OF SOCIAL WELFARE AND DEVELOPMENT  
BY REGION, BY CLIENTELE CATEGORY AND BY SEX  
2009 to 2010**

Region	Youth				Persons with Disabilities			
	2009		2010		2009		2010	
	Male	Female	Male	Female	Male	Female	Male	Female
Total	4,685	1,794	1,934	1,668	3,127	1,391	4,306	2,960
NCR National Capital Region	23	22	238	601	2,671	802	3,734	2,387
CAR Cordillera Administrative	-	-	-	-	3	6	24	31
1 Ilocos Region	160	221	292	311	61	47	103	125
2 Cagayan Valley	7	101	44	32	14	7	8	24
3 Central Luzon	72	-	153	30	3	1	21	28
4a CALABARZON	173	19	201	-	39	22	16	4
4b MIMAROPA	112	105	200	310	6	6	10	-
5 Bicol Region	24	5	30	-	1	2	22	18
6 Western Visayas	47	-	36	3	-	-	10	8
7 Central Visayas	268	324	288	258	166	382	154	152
8 Eastern Visayas	54	-	65	10	4	-	9	10
9 Zamboanga Peninsula	3,531	918	96	29	88	84	85	97
10 Northern Mindanao	38	-	43	-	-	-	16	8
11 Davao Region	90	-	128	21	3	1	-	-
12 SOCCSKSARGEN	56	55	48	42	67	30	88	62
13 Caraga	30	24	72	21	1	1	6	6
ARMM Autonomous Region in Muslim Mindanao	-	-	-	-	-	-	-	-

Source: Department of Social Welfare and Development.

**Table 2 (cont'd)**  
**UNDUPLICATED NUMBER OF CLIENTS SERVED**  
**BY THE DEPARTMENT OF SOCIAL WELFARE AND DEVELOPMENT**  
**BY REGION, BY CLIENTELE CATEGORY AND BY SEX**  
**2009 to 2010**

Region		Senior Citizens				Other Needy Adults	
		2009		2010		2009	2010
		Male	Female	Male	Female	Male	Female
Total		3,439	4,638	1,440	4,576	8,337	35,812
NCR	National Capital Region	1,610	2,797	467	2,741	1,681	20,396
CAR	Cordillera Administrative	16	21	4	21	60	71
1	Ilocos Region	15	40	33	40	13	854
2	Cagayan Valley	18	49	14	49	27	627
3	Central Luzon	29	23	47	23	1	338
4a	CALABARZON	219	318	113	318	-	2,367
4b	MIMAROPA	68	98	68	98	123	1,524
5	Bicol Region	115	137	9	137	64	1,504
6	Western Visayas	-	-	259	-	4,149	187
7	Central Visayas	599	392	15	392	-	1,094
8	Eastern Visayas	19	15	52	15	119	660
9	Zamboanga Peninsula	168	152	30	146	1,986	417
10	Northern Mindanao	105	161	25	161	-	210
11	Davao Region	413	387	236	387	107	3,795
12	SOCCSKSARGEN	26	25	36	25	-	1,163
13	Caraga	19	23	32	23	7	605
ARMM	Autonomous Region in Muslim Mindanao	-	-	-	-	-	-

Source: Department of Social Welfare and Development.

**Table 3**  
**NUMBER OF PERSONS WITH DISABILITIES BY TYPE OF DISABILITY AND BY SEX**  
**2000**

Type of Disability	Both Sexes	Male	Female
Total	942,098	468,766	473,332
Low vision	352,398	154,053	198,345
Oral defect	50,862	27,100	23,762
Partial blindness	76,731	38,157	38,574
Mentally ill	67,294	34,818	32,476
Mentally retarded	66,113	35,194	30,919
Quadriplegic	55,889	31,297	24,592
Hard of hearing	44,725	22,251	22,474
Others	228,086	125,896	102,190

Source: National Statistics Office.

**Table 4**  
**NUMBER OF WOMEN IN ESPECIALLY DIFFICULT CIRCUMTANCES (WEDC) SERVED**  
**BY THE DEPARTMENT OF SOCIAL WELFARE AND DEVELOPMENT**  
**BY CASE CATEGORY AND BY REGION**  
**2010**

Case Category	Total	National Capital Region	Cordillera Administrative Region	Region 1	Region 2	Region 3	Region 4A	Region 4B	Region 5
2009	4,287	1,739	170	416	742	870	59	120	171
Sexually abused	217	78	15	44	16	28	5	17	14
Physically abused/maltreated	340	35	33	96	30	53	19	53	21
Victims of Illegal recruitment	90	71	3	-	8	3	-	5	-
Involuntary prostitution	102	34	1	44	3	8	2	2	8
Victims of Trafficking	207	75	8	27	14	59	12	11	1
Victims of Armed Conflict	31	28	-	-	3	-	-	-	-
Emotionally Abused	395	97	38	38	82	41	16	26	57
In Detention	43	18	-	4	2	15	-	2	2
Others <sup>1</sup>	1,387	1,170	31	32	82	36	1	4	31
Uncategorized <sup>2</sup>	1,475	133	41	131	502	627	4	-	37

Source: Department of Social Welfare and Development.

<sup>1</sup> Includes strandeers, abandoned, emotionally distressed, unwed mothers, sexually-exploited, voluntary committed/surrendered, neglected, etc.

<sup>2</sup> WEDC clients provided with crisis intervention services whose cases were not categorized.

**Table 4**  
**NUMBER OF WOMEN IN ESPECIALLY DIFFICULT CIRCUMTANCES (WEDC) SERVED**  
**BY THE DEPARTMENT OF SOCIAL WELFARE AND DEVELOPMENT**  
**BY CASE CATEGORY AND BY REGION**  
**2010**

Case Category	Region 6	Region 7	Region 8	Region 9	Region 10	Region 11	Region 12	Caraga
2009	155	476	139	532	1,450	2,694	124	124
Sexually abused	39	42	14	32	25	47	4	3
Physically abused/maltreated	78	228	66	270	44	24	31	-
Victims of Illegal recruitment	-	1	11	19	16	-	3	-
Involuntary prostitution	-	-	-	-	-	-	-	-
Victims of Trafficking	-	35	12	41	10	7	7	15
Victims of Armed Conflict	-	-	-	1	-	5	-	-
Emotionally Abused	14	64	16	82	18	117	-	-
In Detention	-	-	-	7	-	11	8	-
Others <sup>1</sup>	1	64	3	3	16	4	20	19
Uncategorized <sup>2</sup>	23	42	17	77	1,321	2,479	51	87

Source: Department of Social Welfare and Development.

<sup>1</sup> Includes strandeers, abandoned, emotionally distressed, unwed mothers, sexually-exploited, voluntary committed/surrendered, neglected, etc.

<sup>2</sup> WEDC clients provided with crisis intervention services whose cases were not categorized.

**Table 5**  
**NUMBER OF INSTITUTIONS/CENTERS/FACILITIES**  
**INVOLVED IN THE DISTRIBUTION OF SOCIAL SERVICES**  
**2003 to 2010**

Type of Institutions/Centers/Facilities	2003	2004	2005	2006	2007	2008	2009	2010
Total	71	67	66	66	68	68	70	71
Child Caring Institutions	33	31	30	30	31	31	27	25
Youth Center/Facilities	12	12	12	12	11	11	12	15
Facilities for Disabled/Elderly								
Persons and Special Groups	12	12	12	12	13	13	14	14
Substitute Home for Women in								
Especially Difficult Circumstances	14	12	12	12	13	13	10	10
Non-residential facilities							7	7

Source: Department of Social Welfare and Development.

**Table 6**  
**NUMBER OF REPORTED CASES OF CHILD ABUSE SERVED BY THE DSWD BY TYPE OF ABUSE**  
**AND BY SEX**  
**2009 and 2010**

Type of Abuse	2009			2010		
	Total	Male	Female	Total	Male	Female
Total	6,196	2,093	4,103	6,196	1,611	3,090
Abandoned	1,020	557	463	1,433	775	658
Neglected	2,254	1,124	1,130	1,079	588	491
Sexually abused	1,851	31	1,820	1,247	79	1,168
Rape	1,063	26	1,037	707	67	640
Incest	593	-	593	485	5	480
Acts of Lasciviousness	195	5	190	55	7	48
Sexually exploited	75	23	96	127	7	120
Victims of pedophilia	20	1	19	13	6	7
Victims of prostitution	52	-	52	66	-	66
Victims of pornography	3	-	3	8	1	7
Victims of cyber pornography	44	22	22	40	-	40
Physically abused/maltreated	566	283	283	304	104	200
Victims of child labor	83	28	55	69	14	55
Victims of Illegal recruitment	7	-	7	2	-	2
Victims of Child trafficking	248	27	221	390	22	368
Victims of armed conflict	24	8	16	30	4	26
Involved	7	2	5	3	1	2
Affected	17	6	11	27	3	24
Others <sup>1</sup>	24	12	12	20	18	2

<sup>1</sup> Includes emotionally abused, sexually abused/molested, exploited children and others.

Source: Department of Social Welfare and Development.

**Table 7**  
**COVERAGE AND CONTRIBUTIONS RECEIVED**  
**BY THE GOVERNMENT SERVICE INSURANCE SYSTEM**  
**1981 to 2007**  
**(Funds in million pesos)**

Year	Membership <sup>1</sup> (in thousand)	All Funds	Social Insurance Fund	Optional Life Insurance Fund	General Insurance Fund <sup>2</sup>	Medicare Insurance Fund	Employees' Compensation Insurance Fund	Barangay Officials Insurance Fund	Pre- Need
1981	1,060	1,842.2	...	...	261.6	...	...	...	...
1982	1,140	2,299.8	1,645.4	76.1	309.8	175.7	92.8	...	...
1983	1,200	2,473.0	1,771.5	74.6	324.9	198.7	103.3	...	...
1984	1,280	2,543.6	1,772.4	83.4	397.1	185.6	105.1	...	...
1985	1,280	3,021.9	2,090.1	87.7	519.2	188.9	136.0	...	...
1986	1,270	3,477.6	2,264.5	131.9	737.9	190.7	152.6	...	...
1987	1,280	4,399.4	2,800.4	172.8	930.2	278.1	217.9	...	...
1988	1,330	4,647.7	3,070.9	200.2	938.8	245.5	192.3	...	...
1989	1,400	5,563.8	3,769.8	215.5	1,038.0	325.7	214.8	...	...
1990	1,400	8,756.9	6,473.0	234.6	1,206.0	449.0	394.3	...	...
1991	1,500	9,886.0	7,346.8	288.7	1,281.3	621.8	347.4	...	...
1992	1,520	10,237.8	7,433.5	342.9	1,363.5	741.5	356.4	...	...
1993	1,730	11,970.5	8,270.0	373.0	1,920.1	935.7	471.7	...	...
1994	1,510	15,122.0	10,389.0	433.6	2,479.3	1,271.2	538.9	...	...
1995	1,560	16,522.5	11,844.2	493.4	2,349.0	1,310.7	525.2	...	...
1996	1,570	16,993.8	12,045.3	559.1	2,515.5	1,326.3	547.6	...	...
1997	1,240	25,116.0	19,485.0	1,045.0	2,867.0	1,101.0	618.0	...	...
1998	1,510	29,596.0	26,830.0	1,028.0	1,152.0	*	550.0	36.0	...
1999	1,480	34,290.0	29,126.0	3,052.0	1,586.0	*	490.0	36.0	...
2000	1,440	38,464.7	34,682.0	1,711.0	1,463.9	*	571.4	36.4	...
2001	1,425	42,772.0	36,698.0	1,827.0	3,579.0	*	632.0	36.0	...
2002	1,383	45,247.9	39,871.5	1,567.7	3,210.2	*	562.1	36.4	...
2003	1,325	46,774.0	40,405.0	1,231.0	4,071.0	*	1,031.0	36.0	...
2004	1,306	45,905.0	39,213.0	1,576.0	3,808.0	*	1,308.0	-	-
2005	1,310	46,409.0	40,446.0	1,099.7	3,485.8	*	1,299.0	-	78.5
2006	1,313	45,787.7	39,074.5	1,021.6	4,727.4	*	904.2	-	60.1
2007	1,355	48,427.2	40,805.1	735.6	4,689.8	*	2,169.2	-	27.4

\* Transferred to Philippine Health Insurance Corporation.

<sup>1</sup> Refers to social security coverage as of June 30 or December 31.

<sup>2</sup> Refers to gross premium written.

Source: Government Service Insurance System.

**Table 8**  
**COVERAGE AND AMOUNT OF CONTRIBUTIONS COLLECTED**  
**BY THE SOCIAL SECURITY SYSTEM**  
**1996 to 2010**

Year	Coverage (in thousands) <sup>1</sup>		Amount (in million pesos)		
	Workers	Employers	Total	Social Security <sup>2</sup>	Employees' Compensation <sup>3</sup>
1996	17,803	504	18,480	18,052	428
1997	19,080	537	22,346	22,038	308
1998	20,164	547	24,984	24,517	467
1999	21,316	573	27,187	26,809	378
2000	22,621	600	30,321	29,886	435
2001	23,523	633	31,372	30,912	460
2002	24,309	668	34,188	33,702	486
2003	25,051	703	39,420	38,635	786
2004	25,666	735	43,936	43,084	852
2005	26,228	758	47,483	46,596	887
2006	26,739	782	52,544	51,633	910
2007	27,241	803	61,829	60,769	1,060
2008	27,760	830	68,879	67,668	1,211
2009	28,218	850	72,351	71,167	1,184
2010	28,766	880	79,273	77,957	1,316

<sup>1</sup> As of December 31

<sup>2</sup> Contributions from both workers and employers.

<sup>3</sup> Contributions from employers only.

Source: Social Security System.

# NCR – National Capital Region



Annual Per Capita Poverty Threshold, Poverty Incidence and Magnitude of Poor Families, by Region and Province: 1991, 2003, 2006 and 2009

Region/Province	Annual Per Capita Poverty Threshold (in Pesos)				Poverty Incidence among Families (%)							Magnitude of Poor Families		
					Estimates (%)				Coefficient of Variation			Estimate		
	1991 <sup>a/</sup>	2003	2006	2009	1991 <sup>a/</sup>	2003	2006	2009	2003	2006	2009	2003	2006	2009
PHILIPPINES	5,776	10,976	13,348	16,841	28.3	20.0	21.1	20.9	2.3	2.3	2.1	3,293,096	3,670,791	3,855,730
NCR	7,508	13,997	16,487	19,802	5.7	2.1	3.4	2.6	12.0	13.1	12.0	48,923	80,828	64,404
1st District <sup>b/</sup>		13,997	16,487	19,802	1.1	3.1	3.8	37.6	26.9		28.6	3,781	11,543	11,156
2nd District		13,997	16,487	19,802	2.6	3.8	2.4	19.9	27.2		19.3	13,098	31,613	21,521
3rd District <sup>b/</sup>		13,997	16,487	19,802	2.6	3.7	3.8	20.4	17.9		20.7	21,276	19,730	19,339
4th District <sup>b/</sup>		13,997	16,487	19,802	1.8	2.9	1.6	23.3	18.3		32.6	10,768	17,942	12,389

Annual Per Capita Food Threshold, Subsistence Incidence and Magnitude of Subsistence Poor Families, by Region and Province: 1991, 2003, 2006 and 2009

Region/Province	Annual Per Capita Food Threshold (in Pesos)				Subsistence Incidence among Families (%)							Magnitude of Subsistence Poor Families		
					Estimates (%)				Coefficient of Variation			Estimate		
	1991 <sup>a/</sup>	2003	2006	2009	1991 <sup>a/</sup>	2003	2006	2009	2003	2006	2009	2003	2006	2009
PHILIPPINES	3,983	7,577	9,257	11,686	13.3	8.2	8.7	7.9	3.4	3.3	3.2	1,357,833	1,511,579	1,453,843
NCR	5,244	9,776	11,515	13,831	1.1	0.3	0.7	0.4	31.2	21.3	48.5	7,677	15,354	9,400
1st District		9,776	11,515	13,831	0.2	0.9	-	61.5	55.2		0.0	671	3,439	-
2nd District <sup>b/</sup>		9,776	11,515	13,831	0.2	0.4	0.5	54.8	41.6		99.9	1,044	3,698	4,151
3rd District <sup>b/</sup>		9,776	11,515	13,831	0.6	0.7	0.7	40.9	39.8		33.5	4,766	3,835	3,584
4th District <sup>b/</sup>		9,776	11,515	13,831	0.2	0.7	0.2	96.6	33.8		71.8	1,196	4,382	1,665

Notes: a/ Provincial estimates were not generated due to limitations of the sampling design of the 1991 Family Income and Expenditure Survey.

b/ Coefficient of variation of 2009 subsistence incidence among families is greater than 20%.

c/ Province with sample size less than 100.

**22<sup>nd</sup> National Statistics Month  
Calendar of Activities  
NATIONAL CAPITAL REGION**

<b>Date</b>	<b>Activity</b>	<b>Type</b>	<b>Venue/Time</b>	<b>Sponsoring Agency</b>	<b>Remarks</b>
<b>SEPTEMBER</b>					
3	On the Spot Poster Making/Painting Contest	Contest	DSWD Central Office	DSWD	
5	Essay Writing Contest	Contest	DSWD Central Office	DSWD	
30	Hanging of Streamers	IEC		DENR (all Bureaus, Attached Agencies, Regional Offices and Central Offices)	
30	Consultative Forum on Poverty Monitoring Indicator System	Forum	Broadway Lexington Room, 2/F Astoria Plaza Hotel, Mandaluyong City	NSCB	
<b>OCTOBER</b>					
1-31	Hanging of Streamer	IEC	BAS Central Office and Operation Centers	BAS	
1-31	Hanging of Streamer	IEC	BLES-DOLE Office	BLES-DOLE	
1-31	Hanging of Streamer	IEC	BSP Premises	BSP	
1-31	Hanging of Streamer	IEC	DFA Office	DFA	
1-31	Hanging of Streamer	IEC	In front of DILG Office, Francisco Gold Condo.II, Quezon City	DILG-PS	
1-31	Hanging of Streamer	IEC	DOLE-NCR Bldg., Malate, Manila	DOLE-NCR	
1-31	Hanging of Streamer	IEC	DOT Main Entrance and Lobby	DOT Main Office	
1-31	Hanging of Streamer	IEC	DTI Offices	DTI	
1-31	Hanging of Streamer	IEC	Front and Back of Midland Buendia Bldg.	NSCB Central Office	

Date	Activity	Type	Venue/Time	Sponsoring Agency	Remarks
1-31	Hanging of Streamer	IEC	PCW	PCW	
1-31	Hanging of Streamer	IEC	PIDS Bldg. Premises	PIDS	
31-Jan	Hanging of Streamer	IEC	NSO Central Office sites	NSO	
1-31	Hanging of Streamers	IEC	TESDA (Central, regional and provincial offices)	TESDA	
1-31	Exhibit on Tourism Statistics	Exhibit	DOT Lobby	DOT Main Office	
1-31	Production and Distribution of Factsheets on Women and Men in the Philippines	IEC	NSM Opening /Closing Ceremonies/PCW Activities	PCW	
1-31	DZRB - Tining ng Kababaihan Radion Program Discussion on NSM and Gender Statistics	Radio Plug	DZRB Radio ng Bayan 12:15pm - 1:00pm	PCW	
1-31	Radio/TV Interviews on Gender Statistics	Radio/TV Plugs	TBA	PCW	
1-31	Learning Session on Local Gender Statistics	Forum	TBA	PCW	
1-31	Post an Announcement in the Development Research Newsletter to Enjoin a Wider Participation of the Research Community and the Public in the month-long Celebration of the NSM	IEC		PIDS	
1-31	Statistical Exhibit on: SAP/I-SERVE, Child Labor, DILP, FWP/Women	Exhibit	DOLE Lobby	BWSC-DOLE	
1 - 31	Statistical and Photo Exhibits	Exhibit	MIS Bldg. 1st floor lobby	DAR	
1-31	NSO Statistical Products	Echibits	At the NSO Lobby	NSO	
1-31	Trivia about NSM after flag ceremony	Contest	NSO	NSO	
1-31	Lecture Series on the Latest NSO Surveys	IEC	NSO Training Room 9:00am-4:00	NSO	
1-31	Radio Program: NSO Serbilis sa Himpapawid	Radio Program	DZRB 6:30-8:00am	NSO	

Date	Activity	Type	Venue/Time	Sponsoring Agency	Remarks
1-31	Conduct of Employers' Survey	IEC	TESDA	TESDA	
1-31	Training Program on Research Design	Forum	TESDA	TESDA	
1	Hanging of Streamers	IEC	Front DAR Bldg. & MIS Bldg	DAR	
1	Presentation of Student Best Papers	Contest	SRTC	SRTC	
3	Participation in the 22nd NSM Opening Ceremony	IEC	Century Park Hotel, Manila	BAS	
3	Presentation/Announcement of Statistical Activities	Forum	During flag ceremony at all DENR offices	DENR (all Bureaus, Attached Agencies, Regional Offices and Central Offices)	
3	Quiz Bee	Contest	DOLE-NCR Conference Room	DOLE-NCR	
3	22nd NSM Opening Ceremony	IEC	Century Park Hotel, Manila	DSWD	
3	NHTS-PR Database Launching	IEC	Century Park Hotel, Manila (in the morning)	DSWD	
3	NHTS-PR Forum	Forum	Century Park Hotel, Manila 2:00pm	DSWD	
3	Launching of the Philippine Poverty Statistics Portal	IEC	Century Park Hotel, Manila (in the morning)	NSCB	
3	Information Dissemination on the Results of July 2011 LFS	IEC	All NSO provincial offices (before training of field interviewers)	NSO	
3, 10, 17, 24	StatGames at the Flag Ceremony	Contest	BAS Central Office 8:00am	BAS	
3, 10, 17, 24, 31	In-house Quiz on Gender Statistics	Contest	PCW Flag Ceremony/GA	PCW	
3-6	Module 5 Training Advanced Time Series Analysis: Bayesian Econometrics	IEC	UPSS, UP Diliman	PSA	

Date	Activity	Type	Venue/Time	Sponsoring Agency	Remarks
3-7	Training of Field Interviewers for LFS and Survey on Children	IEC	NSO Training Rm 9:00-4:00pm	NSO	
3-7	Training on Seasonal Adjustment and Missing Data Estimates	IEC	SRTC	SRTC	
4	GIS Symposium	Forum	BAS Central Office	BAS	
4	User's Forum on BSP-Produced Statistics by the Economic and Financial Learning Center (EFLC)	Forum	Tacloban City and Roxas City	BSP	
5	Knowledge Management for Climate Change on ENR	Forum	DENR Social Hall 9:00am	DENR	
5-7	Workshop on the Improvement of CountryStat Philippines	Forum	PRRM, QC 8:00am - 5:00pm	BAS	
6	Training on Child Labor Knowledge Sharing System (CLKSS) for Bukidnon Provincial Child Labor Committee Member	IEC	DOLE Regional Office	BWSC/ILO/DOLE RO X	
6	Student-Faculty Conference	Forum	UP InStat, UPLB	SRTC, UPSS, UP InStat	
10-14	Training on PUF Creation	IEC	NSO Training Rm 9:00-4:00pm	NSO	
10 & 14	HDI Workshop	IEC	UP School of Economics	A joint activity of HDN and NSCB	
10-14	Training on Basic Statistics	IEC	DA-RFU-6, Iloilo City	SRTC	
10-14	Training on CBMS Data Consolidation and Management	IEC	SRTC	SRTC	
10-21	Training on Web Development Phase II	IEC	NSO Training Rm 9:00-4:00pm	NSO	
10-31	Data Collection for LFS and Survey on Children	IEC	to be done nationwide	NSO	
11	Symposium on Application of Price Monitoring Tools	IEC	BAS Conference Room A, 9:00am	BAS-AMSAD	

Date	Activity	Type	Venue/Time	Sponsoring Agency	Remarks
11	Philippine Statistical Development Program (PSDP) Steering Committee Meeting (Cluster 1&2)	IEC	NSCB Operations Room	NSCB	
11-14	Annual National Statistical Assessment Workshop cum Orientation on the PSDP on ENR for 2011	Forum	Baguio City	DENR (all Bureaus, Attached Agencies, Regional Offices and Central Offices)	
12	Forum with DA Press	Forum	BAS Conference Room B, 9:00am	NSM Subcommittee	
13	Presentation of Vegetable Production Survey in Metro Manila (Initial Result)	Forum	BAS Conf. Rm A&B, 9:00am	BAS-CSD	
14	Symposium on AIS: Focusing on Poverty Statistics	Forum	BAS Conf. Rm.A, 1:30pm	BAS-AASID	
17-21	ICMDGS International Conference	IEC	Dusit Hotel, Makati	organized by UNSD and NSCB, with funding support from DFA in cooperation with UNICEF, ASEANstats, ADB and UNDP	
17-21	Training onm PUF Creation	IEC	NSO Training Rm 9:00-4:00pm	NSO	
18	Presentation of MDGS PCSS1 Results for 3 Provinces	Forum	BAS Conf. Rm.A, 1:30pm	BAS-CSD/ICTD	
18-21	Module 6 on Quantitative Analysis of Cross-Section Data	IEC	UPSS, UP Diliman	PSA	
19	Talakayan on Agricultural Statistics Development Program	Forum	BAS Conf. Rm A 9:00am	BAS-SMRD/HRDC	
19	9th Labor Statistics Quiz	Contest	DOLE Multi-Purpose Hall, Exec. Bldg. Intramuros, Manila	BLES	
19-20	Body Mass Index - Waist Hip Ration (BMI-WHR) Measurement Activity	IEC	BAS Conf.Rm.C 9:00am - 5:00pm	BAS-AASID	
20	Poster-Making Contest for CO Staff/Opening Poster Entries from the Operations Centers	Contest	BAS Conf.Rm.B 1:00pm	BAS	

Date	Activity	Type	Venue/Time	Sponsoring Agency	Remarks
20	Consultative Workshop on the Family Welfare Program (FWP) IT System	Forum	BWSC Conference Room	BWSC	
20	ICT Statistics Forum	Forum	Audio Visual Room, NCC Bldg., UP Diliman	ICTO	
21	Presentation of the Proposed Enhancement of the LPI-EWS Web and Databases	Forum	BAS Conf.Rm.B 9:00am	BAS-LPSD/ICTD	
24	Orientation of the Quiz Contestants (CENR Officers)	Forum	Petrolab 1:30pm	DENR	
24	Launching of the National Statistical Information Center (NSIC) Pangasinan	IEC	Malong Building, Provincial Capitol Compound, Lingayen, Pangasinan	NSCB and Pangasinan Province	
24	Roundtable Discussion in the Development of a Framework for Cultural Statistics	IEC	National Commission on Culture and the Arts (NCCA), 1pm	NSCB (TWG on Cultural Statistics Core Group)	
24-28	BAS 4th Quarter National Data Review	IEC	BAS Conf.Rm. A&B	BAS	
24-28	Training on Advanced MS Excel	IEC	DA-RFU-6 Iloilo City	SRTC	
24-28	Training on Statistical Report Writing	IEC	SRTC	SRTC	
24-28	Training on Basic Statistical Analysis	IEC	Zamboanga City	SRTC	
25	Presentation of DOLE Kabuhayan Information System (DKIS) for DOLE Senior Officials	Forum	DOLE Conference Room	BSWC	
25	DENR Statistical Quiz (1 CENR Officer per region)	Contest	DENR Social Hall 1:00pm	DENR	
26	Consultative Workshop on the Automation of the Social Amelioration Program (A-SAP)	Forum	BWSC Conference Room	BWCS	
26	National Tree Planting	IEC	Ternate, Cavite 8:00am	DENR	

<b>Date</b>	<b>Activity</b>	<b>Type</b>	<b>Venue/Time</b>	<b>Sponsoring Agency</b>	<b>Remarks</b>
26	Participation in the Tree Planting	IEC	Ternate, Cavite 8:00am	BAS, BLES, DILG, NSCB, NSO, PCW, SRTC	
27	Galing Likha-Kalusugan Awards	Contest	Intercon Hotel, Makati City 6:30pm	PIDS (PIDS- Rockefeller Foundation Project on Health Market Innovations)	
27	PSDP Steering Committee Meeting (Cluster 3-6)	IEC	NSCB Operations Room	NSCB	
28	Participation in the 22nd NSM Closing Ceremony	IEC	BSP	BAS, BLES, DILG, NSCB, NSO, PCW, SRTC	
28	Hosting of the Closing Ceremony	IEC	BSP-Manila	BSP	
28	Participation in the Closing Ceremony	IEC	BSP	PCW	
31	Proposed Signing of MOA with DENR, DA, DOH Secretaries on Water and Land/Soil Resources Data Transmission from Generating Agencies to the DENR Portal	IEC	TBA	DENR, DA, DOH	
TBA	Workshop on the Institutionalization of the Generation of Data on IT-ICT Enabled Services	IEC	TBA	NSCB (ESO)	
TBA	Fun-Run	IEC	TBA	DSWD, NGAs/PSS and PSA	

# CAR – Cordillera Administrative Region



Annual Per Capita Poverty Threshold, Poverty Incidence and Magnitude of Poor Families, by Region and Province: 1991, 2003, 2006 and 2009

Region/Province	Annual Per Capita Poverty Threshold (in Pesos)				Poverty Incidence among Families (%)							Magnitude of Poor Families		
					Estimates (%)				Coefficient of Variation			Estimate		
	1991 <sup>a/</sup>	2003	2006	2009	1991 <sup>a/</sup>	2003	2006	2009	2003	2006	2009	2003	2006	2009
PHILIPPINES	5,776	10,976	13,348	16,841	28.3	20.0	21.1	20.9	2.3	2.3	2.1	3,293,096	3,670,791	3,855,730
CAR	5,938	10,881	12,976	16,122	32.0	16.1	18.6	17.1	11.2	12.8	11.8	45,088	56,346	54,949
Abra		10,831	13,022	16,132		24.9	32.6	33.3	16.1	10.2	16.1	10,532	14,638	15,182
Apayao <sup>b/</sup>		10,481	12,654	15,623		10.7	37.0	36.3	41.7	20.4	22.0	2,109	7,804	8,463
Benguet <sup>b/</sup>		10,727	12,944	15,820		4.4	3.6	4.0	37.2	24.8	31.1	5,386	4,776	5,992
Ifugao		11,437	13,750	16,975		23.0	18.1	21.3	26.4	28.7	17.3	7,411	6,493	7,716
Kalinga <sup>b/</sup>		9,985	11,975	14,781		28.4	33.4	19.3	18.6	19.0	21.1	9,322	11,750	7,314
Mt. Province		11,523	13,863	17,116		35.1	34.3	33.8	16.1	30.8	18.5	10,327	10,885	10,280

Annual Per Capita Food Threshold, Subsistence Incidence and Magnitude of Subsistence Poor Families, by Region and Province: 1991, 2003, 2006 and 2009

Region/Province	Annual Per Capita Food Threshold (in Pesos)				Subsistence Incidence among Families (%)							Magnitude of Subsistence Poor Families		
					Estimates (%)				Coefficient of Variation			Estimate		
	1991 <sup>a/</sup>	2003	2006	2009	1991 <sup>a/</sup>	2003	2006	2009	2003	2006	2009	2003	2006	2009
PHILIPPINES	3,983	7,577	9,257	11,686	13.3	8.2	8.7	7.9	3.4	3.3	3.2	1,357,833	1,511,579	1,453,843
CAR	4,213	7,636	9,001	11,249	19.8	5.8	8.3	7.6	16.9	16.9	17.4	16,151	25,245	24,625
Abra <sup>b/</sup>		7,565	9,095	11,233		7.6	15.3	16.6	34.3	20.0	26.4	3,237	6,851	7,551
Apayao <sup>b/</sup>		7,321	8,816	10,910		2.3	18.9	19.5	40.6	30.6	35.3	451	3,976	4,549
Benguet <sup>b/</sup>		7,553	9,019	11,019		0.8	0.6	1.1	47.5	43.3	45.5	964	759	1,593
Ifugao <sup>b/</sup>		7,988	9,603	11,847		7.5	5.6	6.1	46.4	55.2	47.7	2,417	2,008	2,221
Kalinga <sup>b/</sup>		6,985	8,357	10,310		12.3	18.7	8.4	22.7	22.3	29.3	4,030	6,588	3,178
Mt. Province <sup>b/</sup>		8,059	9,703	11,957		17.2	16.0	18.2	24.5	36.5	32.4	5,050	5,064	5,534

Notes: a/ Provincial estimates were not generated due to limitations of the sampling design of the 1991 Family Income and Expenditure Survey.

b/ Coefficient of variation of 2009 subsistence incidence among families is greater than 20%.

c/ Province with sample size less than 100.

**22<sup>nd</sup> National Statistics Month  
Calendar of Activities  
CORDILLERA ADMINISTRATIVE REGION**

<b>Date</b>	<b>Activity</b>	<b>Type</b>	<b>Venue/Time</b>	<b>Sponsoring Agency</b>	<b>Remarks</b>
<b>OCTOBER</b>					
1-31	Hanging of Streamers	IEC	BAS ROC and POCs	BAS ROC and POCs	
1-31	Display of Statistical Products	Exhibit	BAS - Mt. Province, Apayao and Ifugao	BAS - Mt. Province, Apayao and Ifugao	
1-31	Hanging of Streamer	IEC	NSO Regional & Prov'l Offices	NSO CAR	
1-31	Information Dissemination	Exhibit	NSO Regional & Prov'l Offices	NSO CAR	
1-31	Opening Closing Programs and Kapihan	IEC	c/o RSCC	All participating agencies	
1-31	Radio Interview - NSO Cordillera sa Himpapawid	IEC	DZEQ - Radio ng Bayan	NSO CAR	
1-31	Capacity Building	IEC	NSO Regional Office	NSO CAR	
3	Participation in the NSM Opening Ceremony	IEC	BAS-Ifugao, Capital Lobby	DSWD/PSCC	
3	Motorcade for the Opening Ceremony	IEC	Ibulao-IP Hospital	DSWD/PSCC	
Wk 2	Provincial Data Review and Validation of 3rd Quarter PCPS, BLPS, CLPS, Other Crops, Fisheries Production and Prices	Forum	BAS-POCs: Abra, Apayao, Benguet, Ifugao, Kalinga, Mt. Province	BAS-POCs	
Wk 3	Provincial Data Review and Validation of 3rd Quarter PCPS, BLPS, CLPS, Other Crops, Fisheries Production and Prices	Forum	BAS-ROC	BAS	

# CAR – Cordillera Administrative Region



Annual Per Capita Poverty Threshold, Poverty Incidence and Magnitude of Poor Families, by Region and Province: 1991, 2003, 2006 and 2009

Region/Province	Annual Per Capita Poverty Threshold (in Pesos)				Poverty Incidence among Families (%)							Magnitude of Poor Families		
					Estimates (%)				Coefficient of Variation			Estimate		
	1991 <sup>a/</sup>	2003	2006	2009	1991 <sup>a/</sup>	2003	2006	2009	2003	2006	2009	2003	2006	2009
PHILIPPINES	5,776	10,976	13,348	16,841	28.3	20.0	21.1	20.9	2.3	2.3	2.1	3,293,096	3,670,791	3,855,730
CAR	5,938	10,881	12,976	16,122	32.0	16.1	18.6	17.1	11.2	12.8	11.8	45,088	56,346	54,949
Abra		10,831	13,022	16,132		24.9	32.6	33.3	16.1	10.2	16.1	10,532	14,638	15,182
Apayao <sup>b/</sup>		10,481	12,654	15,623		10.7	37.0	36.3	41.7	20.4	22.0	2,109	7,804	8,463
Benguet <sup>b/</sup>		10,727	12,944	15,820		4.4	3.6	4.0	37.2	24.8	31.1	5,386	4,776	5,992
Ifugao		11,437	13,750	16,975		23.0	18.1	21.3	26.4	28.7	17.3	7,411	6,493	7,716
Kalinga <sup>b/</sup>		9,985	11,975	14,781		28.4	33.4	19.3	18.6	19.0	21.1	9,322	11,750	7,314
Mt. Province		11,523	13,863	17,116		35.1	34.3	33.8	16.1	30.8	18.5	10,327	10,885	10,280

Annual Per Capita Food Threshold, Subsistence Incidence and Magnitude of Subsistence Poor Families, by Region and Province: 1991, 2003, 2006 and 2009

Region/Province	Annual Per Capita Food Threshold (in Pesos)				Subsistence Incidence among Families (%)							Magnitude of Subsistence Poor Families		
					Estimates (%)				Coefficient of Variation			Estimate		
	1991 <sup>a/</sup>	2003	2006	2009	1991 <sup>a/</sup>	2003	2006	2009	2003	2006	2009	2003	2006	2009
PHILIPPINES	3,983	7,577	9,257	11,686	13.3	8.2	8.7	7.9	3.4	3.3	3.2	1,357,833	1,511,579	1,453,843
CAR	4,213	7,636	9,001	11,249	19.8	5.8	8.3	7.6	16.9	16.9	17.4	16,151	25,245	24,625
Abra <sup>b/</sup>		7,565	9,095	11,233		7.6	15.3	16.6	34.3	20.0	26.4	3,237	6,851	7,551
Apayao <sup>b/</sup>		7,321	8,816	10,910		2.3	18.9	19.5	40.6	30.6	35.3	451	3,976	4,549
Benguet <sup>b/</sup>		7,553	9,019	11,019		0.8	0.6	1.1	47.5	43.3	45.5	964	759	1,593
Ifugao <sup>b/</sup>		7,988	9,603	11,847		7.5	5.6	6.1	46.4	55.2	47.7	2,417	2,008	2,221
Kalinga <sup>b/</sup>		6,985	8,357	10,310		12.3	18.7	8.4	22.7	22.3	29.3	4,030	6,588	3,178
Mt. Province <sup>b/</sup>		8,059	9,703	11,957		17.2	16.0	18.2	24.5	36.5	32.4	5,050	5,064	5,534

Notes: a/ Provincial estimates were not generated due to limitations of the sampling design of the 1991 Family Income and Expenditure Survey.

b/ Coefficient of variation of 2009 subsistence incidence among families is greater than 20%.

c/ Province with sample size less than 100.

**22<sup>nd</sup> National Statistics Month  
Calendar of Activities  
ILOCOS REGION**

Date	Activity	Type	Venue/Time	Sponsoring Agency	Remarks
<b>OCTOBER</b>					
1-31	Hanging of Streamer	IEC	BAS-ROC I and POCs	BAS-ROC and POCs	
1-31	Display of Statistical Products	Exhibit	BAS-POCs	BAS-POCs	
1-31	Hanging of Streamer	IEC	BSP (LURO, Batac Branch and Dagupan Branch)	BSP	
1-31	Information Booth	Exhibit	La Union Prov'l Capitol	BSP	
1-31	Briefing on the role of BSP in the Economy, highlighting Inflation Targeting Framework and Familiarization on the Philippine Currency	IEC	TBA	BSP (LURO, Batac Branch and Dagupan Branch)	
1-31	Hanging of Streamer	IEC	DepEd Alaminos City	DepEd Alaminos City	
1-31	Hanging of Streamer	IEC	DepEd Dagupan City (Division Office and ALL Public Schools)	DepEd Dagupan City	
1-31	Hanging of Streamer	IEC	DepEd Urdaneta City (Division Office and ALL Public Schools)	DepEd Urdaneta City	
1-31	Division Competition on Statistics Quiz, Poster-Slogan Making Contest and Oratorical Contest	IEC	TBA	DepEd Urdaneta City	
1-31	Hanging of Streamer	IEC	DepEd Vigan City	DepEd Vigan City	
1-31	NSM Vitalities' Integration in the Lesson	IEC	DepEd - Araling Panlipunan/HEK ASI and Math Classes	DepEd Vigan City	

Date	Activity	Type	Venue/Time	Sponsoring Agency	Remarks
1-31	Hanging of Streamer	IEC	DENR (Regional Office, PENROs, and CENROs)	DENR	
1-31	Distribution of Regional ENR Statistics/Information Materials	IEC	DENR RO I	DENR	
1-31	Hanging of Streamer	IEC	DILG RO I	DILG	
1-31	Information Dissemination during Monday Convocations	IEC	DILG RO I	DILG	
1-31	Hanging of Streamer	IEC	DSWD RO I	DSWD	
1-31	Public Awareness of the 22nd NSM Celebration	IEC	DWFB - Radyo ng Bayan 11:00am-12:00nn	DWFB	
1-31	Hanging of Streamer	IEC	ITRMC	ITRMC	
1-31	Statistical Exhibit	IEC	ITRMC	ITRMC	
1-31	Hanging of Streamer	IEC	MGB I	MGB	
1-31	Distribtuion of EC Materials	IEC	MGB I	MGB	
1-31	Hanging of Streamer	IEC	NSCB RD I	NSCB	
1-31	Hanging of Streamer	IEC	NSO RO I	NSO	
1-31	Statistical Exhibit	IEC	NSO RO I	NSO	
1-31	Plugging of NSM Activity	Radio Plug	DZAG, DZNL	NSO La Union and PHO	
1-31	Search for Best 22nd NSM Province	Contest		RDC, RSCC, DSWD (Region I)	
1-31	Hanging of Streamer	IEC	PhilHealth (RO, Ilocos Norte, Ilocos Sur, La Union, Eastern Pangasinan and Western Pangasinan)	PhilHealth	
1-31	Feature NSM Activities in PhilHealth Regional Office Blogsite	IEC		PhilHealth	

Date	Activity	Type	Venue/Time	Sponsoring Agency	Remarks
1-31	Public Awareness and Plugging of NSM Activities	Radio Plug	Bombo Radion - Dagupan, Radyo ng Bayan - Agoo, Radyo ng Bayan - Tayug, Radyo ng Bayan - Dagupan	PhilHealth	
1-31	Hanging of Streamer	IEC	Strategic locations/blgd facades of participating offices	Prov'l Gov't of Ilocos Norte	
1-31	Wall Exhibit	Exhibit	Prov'l Capitol Auditorium	Prov'l Gov't of Ilocos Norte	
1-31	Hanging of Streamer	IEC	Strategic locations/blgd facades of participating offices	Prov'l Gov't of Ilocos Sur	
1-31	Hanging of Streamer	IEC	Strategic locations/blgd facades of participating offices	Prov'l Gov't of La Union	
1-31	Hanging of Streamer	IEC	Strategic locations/blgd facades of participating offices	Prov'l Gov't of Pangansinan	
1-31	Radio Interviews/Broadcast on NSM Activities	IEC	Local Radio Stations/GMA/A BS-CBN	Prov'l Gov't of Pangansinan	
1-31	Hanging of Streamer	IEC	TESDA (RO, San Fernando City, Laoag City, BIT, Vigan City, Lingayen, Pangasinan Prov'l Training Center)	TESDA	
1-31	Lecture on Statistics	IEC	TESDA (RO and BIT)	TESDA	
1-8	Statistical Information Desk/Exhibit	Exhibit	Prov'l Capitol Lobby	PGLU, NSO, DTI, CHED, DepEd and PrCSS Members	

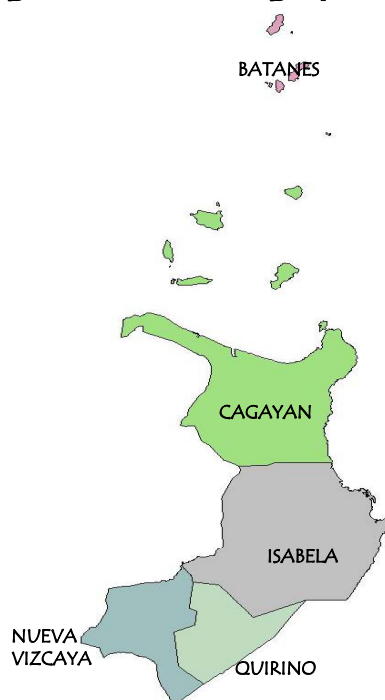
Date	Activity	Type	Venue/Time	Sponsoring Agency	Remarks
3	Participation in the NSM Opening Ceremony	IEC	BAS-POCs	BAS	
3	Quiz Bee	Contest	DENR (Regional Office and CENRO San Fernando)	DENR	
3	NSM Motorcade	IEC	Metro Vigan Area	PGIS	
3	Opening Ceremony (Part I)	IEC	Capitol Plaza	PGPang	
3-14	Statistics Quiz	Contest	Prov'l Capitol Auditorium 8:00am-5pm	PGIN, NSO, BAS	
4	Deadline of Submission of NSM Jingle (Pangasinan)	Contest	Malong Conference Room, Malong Bldg.	PGPang	
4	La Union Opening Ceremony	IEC	Diego Silang Hall, Prov'l Capitol/1:00pm	PGLU	
4	Jingle Making Contest	Contest	Diego Silang Hall, Prov'l Capitol/1:00pm	PGLU, NSO, CHED, DepEd and PrSCC Members	
5	NSM Regional Opening Ceremony cum NHTS-PR Project Data Launching	IEC	Oasis Counmty Resort/9:00am-1:00pm	RSCC, DSWD	
5	Conduct of Provincial Elimination to Select Ectries of the Province to the Regional Contests	Contest	Prov'l Capitol	PGIS	
5-7	Statistical Symposium	IEC	TBA	PGLU, NSO, DTI, CHED, DepEd and PrSCC Members	
6	Radio Interview	IEC	DZNL - Aksyon Raduo/4:00pm-5:00pm	ARGIO, NSO, BAS, NSCB	
7	Motorcade re: NHTS-PR Project and Mangrove Tree Planting	IEC	TBA	DENR, DSWD	
10	Jungle Making Contest	Contest	BAS ROC I	RSCC, BAS	

Date	Activity	Type	Venue/Time	Sponsoring Agency	Remarks
10	Launching of NSIC Sattelite	IEC	PPDO - Research and Statistics Section, 2/f Malonmg Bldg., Lingayen	PGPang, NSCB	
10	Statistical Quiz	Contest	Diego Silang Hall, Prov'l Capitol	PGLU, NSO, CHED, DepEd, PrSCC members	
10	Slogan Writing/Essay Writing Contest	Contest	DepEd Alaminos City Conf. Rm.	DepEd Alaminos City	
10	2011 POP Quiz	Contest	DepEd Vigan City Conf. Rm.	POPCOM-Ilocos Sur, Prov'l Cov't of Ilocos Sur, Vigan City	
10	Lecture on Statistics Services and Other Statistical Information	IEC	CENRO San Fernando City	CENRO San Fernando City	
10-14	Training in Technical Report Writing	IEC	BAS ROC I	BAS	
11	Regional Statistics Congress	IEC	BSP San Fernando City	RSCC, NSCB	
11	Lecture/IEC on Global Warming/Climate Change; National Greening Program and Importance of Statistics	IEC	Quezon Memorial Academy 8:00am	CENRO Urdaneta City	
11-14	Participation/Attendance to the DENR Annual National Statistical Assessment Workshop	Forum	Baguio City	DENR	
11-15	Division Level Competition (Secondary) on Statistics Quiz and Poster /Slogan making Contest	Contest	Dagupan Division Training Center	DepEd Dagupan City	
12	Poster/Slogan Making Contest	Contest	Diego Silang Hall, Prov'l Capitol	PGLU, NSO, CHED, DepEd and PrSCC members	
12	Essay Writing Contest (La Union)	Contest	PHO Conference Room and Nutrition Office Mezzanine Conference Room, Prov'l Capitol	PGLU, NSO, CHED, DepEd, PrSCC members	

Date	Activity	Type	Venue/Time	Sponsoring Agency	Remarks
13	Oratorical Contest (La Union)	Contest	Diego Silang Hall, Prov'l Capitol	PGLU, NSO, CHED, DepEd and PrSCC members	
13	Prov'l Poster-Slogan Making Contest (Pangasinan)	Contest	Pangasinan Training Center, Lingyen	TESDA, PESO, PPDO, PGPang	
14	Prov'l Oratorical Contest (Pangasinan)	Contest	DepEd Alaminos City Conf. Rm.	DepEd Alaminos City	
Wk 2	Provincial Data Review and Validation of 3rd Quarter PCPS, BLPS, CLPS, Other Crops, Fisheries Production and Prices	Forum	BAS POCs: Ilocos Sur, Ilocos Norte, La Union and Pangasinan	BAS-POCs	
15	Alternative Class Program	Lecture	Ilocos Sur NHS Gym	DepEd Vigan City	
18	Statistical Symposium on Social Welfare Indicators	Forum	TBA	PGPang	
18	Orientation Seminar on NHTS-PR Project, CPI, Inflation Rates and PPP	IEC	Diego Silang Hall, Prov'l Capitol	PGLU, NSO, and PrSCC members	
18	Regional Oratorical Contest	Contest	NEDA Conference Room	RDC, RSCC, NSO, DepEd	
19	Regional Poster/Slogan Making Contest	Contest	NEDA Conference Room	RDC, RSCC, NEDA	
Wk 3	Regional Data Review and Validation of 3rd Quarter PCPS, BLPS, CLPS, Other Crops, Fisheries Production and Prices	Forum	BAS-ROC	BAS	
24	Statistical Quiz Bee	Contest	CENRO Urdaneta City 8:00am	CENRO Urdaneta City	
24	Creation and 1st Meeting of the PrSCC	IEC	TBA	PGPang	
24-28	Dissemination of MC re: the Participation of all HEI to the PSQ	IEC		CHED	
25	Participation to the DENR National Statistics quiz	Contest	DENR (DENR Central Office)	DENR	

Date	Activity	Type	Venue/Time	Sponsoring Agency	Remarks
25	Regional Statistics Quiz	Contest	BSP San Fernando City	RSCC, PSA	
26	Prov'l Awarding and Closing Ceremony	IEC	TBA	PGPang	
27	La Union Closing Ceremony	IEC	Diego Silang Hall, Prov'l Capitol	PGLU	
28	Regional Closing and Awarding Ceremony cum NHTS-PR Data Sharing and Utilization Information Dissemination	IEC	Oasis Country Resort/9:00am-12:00nn	RSCC, DSWD	
31	Participation in the NSM Closing Ceremony	IEC	BAS-ROC	BAS	

# Region II – Cagayan Valley



Annual Per Capita Poverty Threshold, Poverty Incidence and Magnitude of Poor Families, by Region and Province: 1991, 2003, 2006 and 2009

Region/Province	Annual Per Capita Poverty Threshold (in Pesos)				Poverty Incidence among Families (%)							Magnitude of Poor Families		
					Estimates (%)				Coefficient of Variation			Estimate		
	1991 <sup>a/</sup>	2003	2006	2009	1991 <sup>a/</sup>	2003	2006	2009	2003	2006	2009	2003	2006	2009
PHILIPPINES	5,776	10,976	13,348	16,841	28.3	20.0	21.1	20.9	2.3	2.3	2.1	3,293,096	3,670,791	3,855,730
Region II	5,372	10,350	12,212	15,306	25.8	15.2	15.5	14.5	8.4	9.2	8.3	89,352	96,311	94,433
Batanes <sup>c/</sup>		10,640	12,585	15,214		6.3	-	-	0.0	-	-	225	-	-
Cagayan		10,621	12,557	15,749		17.9	18.0	15.8	12.0	14.2	11.9	36,236	38,436	36,396
Isabela		10,152	12,020	15,042		16.7	17.6	16.2	11.6	11.1	11.5	44,939	50,157	49,529
Nueva Vizcaya <sup>b/</sup>		9,982	11,746	14,785		3.2	5.8	6.7	25.9	46.2	34.6	2,550	4,915	5,011
Quirino <sup>b/</sup>		10,387	12,154	15,174		16.3	8.2	9.3	39.7	40.3	40.9	5,402	2,803	3,497

Annual Per Capita Food Threshold, Subsistence Incidence and Magnitude of Subsistence Poor Families, by Region and Province: 1991, 2003, 2006 and 2009

Region/Province	Annual Per Capita Food Threshold (in Pesos)				Subsistence Incidence among Families (%)							Magnitude of Subsistence Poor Families		
					Estimates (%)				Coefficient of Variation			Estimate		
	1991 <sup>a/</sup>	2003	2006	2009	1991 <sup>a/</sup>	2003	2006	2009	2003	2006	2009	2003	2006	2009
PHILIPPINES	3,983	7,577	9,257	11,686	13.3	8.2	8.7	7.9	3.4	3.3	3.2	1,357,833	1,511,579	1,453,843
Region II	3,755	7,205	8,527	10,685	10.2	4.1	4.3	4.1	14.6	16.7	14.3	23,790	26,850	26,792
Batanes <sup>c/</sup>		7,431	8,790	11,007		0.0	-	-	-	-	-	-	-	-
Cagayan		7,416	8,764	10,982		4.4	5.9	4.9	21.0	25.0	18.4	8,871	12,571	11,326
Isabela <sup>b/</sup>		7,092	8,363	10,471		4.9	4.5	4.1	21.2	22.4	23.3	13,177	12,916	12,515
Nueva Vizcaya <sup>b/</sup>		7,019	8,204	10,273		1.5	1.2	1.8	47.4	49.7	63.7	1,180	1,031	1,329
Quirino <sup>b/</sup>		7,155	8,463	10,598		1.7	1.0	4.3	83.7	83.2	51.6	562	333	1,622

Notes: a/ Provincial estimates were not generated due to limitations of the sampling design of the 1991 Family Income and Expenditure Survey.

b/ Coefficient of variation of 2009 subsistence incidence among families is greater than 20%.

c/ Province with sample size less than 100.

**22<sup>nd</sup> National Statistics Month  
Calendar of Activities  
CAGAYAN VALLEY**

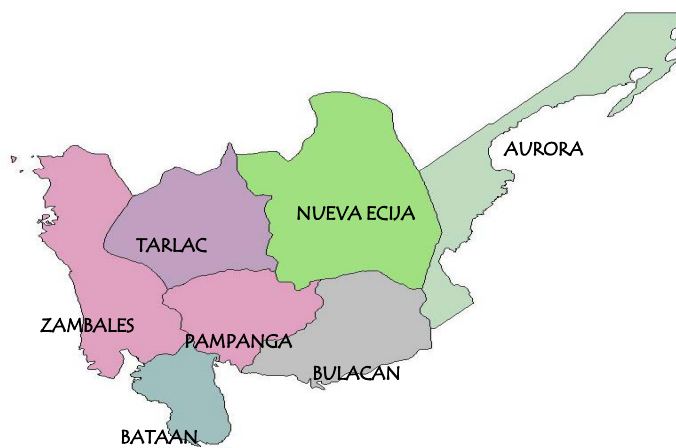
<b>Date</b>	<b>Activity</b>	<b>Type</b>	<b>Venue/Time</b>	<b>Sponsoring Agency</b>	<b>Remarks</b>
<b>AUGUST</b>					
Aug-Dec	Capability Building (Orientation of Rural Health Midwives on Field Health Service Info System (FHSIS))	IEC	All Municipalities	CHD-CV	
<b>SEPTEMBER</b>					
15	Conduct of Prov'/City POPQUIZ	Contest	Cities and Provinces	5 PLGUs/ 3 CLGUs and DepEd Division Offices (Joint)	
19	Quiz Bee - 1st Screening (Top 5)	Contest	Regional Office DENR	DENR	
26	Quiz Bee - 2nd Screening (Top 3)	Contest	Regional Office DENR	DENR-	
30	Hanging of Streamer	IEC	DENR Regional Office	DENR	
Sep-Oct	RPM Orientation and classes	IEC	LGUs/Brgys	POPCOM	
Sep-Oct	Consultative Meeting on Localization of LPPED on AHD for High School PTAs	IEC	In pilot High Schools identified regionwide	POPCOM 2	
Sep-Oct	Parenting Education Classes of Parents with adolescents	IEC	In pilot High Schools identified regionwide	POPCOM 2	
Sep-Oct	Training of PMC Counselors on revised PMC module	IEC	Tuguegarao City	CHD-CV LGUs	
<b>OCTOBER</b>					
1-31	Hanging of Streamer	IEC	BAS-RC and POCs	BAS ROC and POCs	
1-31	Open House	IEC	ROC/POC Mini Library	BAS ROC/POC	
1-31	Hanging of Streamer	IEC	CDA Regional Office	CDA	
1-31	Hanging of Streamer	IEC	CHD-CV Conf. Hall	CHD-CV	

Date	Activity	Type	Venue/Time	Sponsoring Agency	Remarks
1-31	Display of Vital Health Statistics	Exhibit	CHD-CV Conf. Hall Statistical Unit CHD	CHD-CV	
1-31	Informal Discussion with data users	IEC	CHD-CV Conf. Hall	CHD-CV	
1-31	Hanging of Streamer	IEC	DA-RFU 02 Compound	DA-RFU 02	
1-31	Distribution of Print Materials and attendance to the library needs of walk-in clients/ Library Services	IEC	DA Library	DA-RFU 02	
1-31	Radio Farm Program	IEC	DWPE Radyo ng Bayan, DWDY AM, HOT FM, DWSI AM, UFM 5:30-6:00 am Mondays to Fridays	DA-RFU 02	
1-31	Updating of Municipal and Provincial Agriculture Development Plan (MADP/PADP) 2011 - 2016	IEC	Sun City - Sta. Ana,	DA-RFU 02	
1-31	Hanging of Streamer	IEC	DOLE Compound	DOLE RO2	
1-31	Hanging of Streamer	IEC	DOT RO2 and Bonifacio St.	DOT RO2	
1-31	Display of Tourism Statistics	Exhibit	DOT Office	DOT RO2	
1-31	Hanging of Streamer	IEC	DPWH RO 2	DPWH	
1-31	Hanging of Streamer	IEC	DSWD FO2 Vicinity	DSWD	
1-31	Launching of National Household Targeting System for Poverty Reduction Data Bank System	IEC	DSWD FO2	DSWD	
1-31	Hanging of Streamer	IEC	NSO Batanes Façade	NSO	
1-31	Hanging of Streamer	IEC	PIA Regional Office	PIA	

Date	Activity	Type	Venue/Time	Sponsoring Agency	Remarks
1-31	Production of news releases related to statistics and its importance	IEC	Media Outlets	PIA	
1-31	Development/distribution of POPBITS/Press Release	IEC		POPCOM RPO 02	
1-31	Hanging of Streamer	IEC	Capitol Compound Paseo Realle Mall	PPDO	
1-31	Hanging of Streamer	IEC	RTWPB Office	RTWPB2	
Within October	Board review/decision for existence of supervening condition	IEC	RTWPB Office	RTWPB2	
Within October	Conduct of Regional POPQUIZ	Contest	RPO02, any of the LGUs or DepEd RO2	DepEd RO2 POPCOM RO2	
Within October	Regional Population Forum/LEPOPHIL Assembly	IEC	Baguio City	POPCOM RPO 02 LEPOPHIL & LGUs	
Within October	Regional Population Debate (Meeting/Planning)	IEC		POPCOM RPEB	
1	Tree Planting	IEC	Regionwide	CDA	
1	Hanging of Streamer containing NSM Theme and RPO Sub-theme	IEC	POPCOM RPO Launging Area	POPCOM RPO 02	
1-7	Info Dissemination of NSM Activities	IEC	Media Outlets	PIA	
3	Kick-Off Program and Quiz Bee Final	Contest	Regional Office DENR	DENR	
3	Opening Program of NSM	IEC	NSO Regional Office	NSO	
3	Hanging of Streamer	IEC	NSO Regional Office	NSO	
3	Booth Display	Exhibit	NSO Regional Office	NSO	
3, 10, 17, 24, 31	General Assembly for DOH personnel	IEC	CHD-CV Conf. Hall	CHD-CV	
4	Conference/Workshop on Regional Database Cleansing	IEC	DAR Regional Office	DAR	

Date	Activity	Type	Venue/Time	Sponsoring Agency	Remarks
4	Conduct of ALDA Data Validation	IEC	Regionwide	DAR	
5	Slogan Contest	Contest	DepEd	NSO/DepEd	
5	Essay Contest	Contest	DepEd	NSO/DepEd	
5, 12, 19, 26	Lecture	IEC	Line Agencies	NSO	
7	Quickstat	IEC	NSO Regional Office	NSO	
11-14	Attendance to the National Statistics Assessment	Forum	Baguio City	DENR CO	
Wk 2	Provincial Data Review and Validation of 3rd Quarter PCPS, BLPS, CLPS, Other Crops, Fisheries Production and Prices	Forum	BAS-POCs: Cagayan, Isabela, Nueva Vizcaya and Quirino	BAS	
21	Regionwide Tree Planting w/in National Greening Program Sites	IEC	Areas of NGP	LGUs/DENR/Field Offices	
Wk 3	Regional Data Review and Validation of 3rd Quarter PCPS, BLPS, CLPS, Other Crops, Fisheries Production and Prices	Forum	BAS-POCs: Cagayan, Isabela, Nueva Vizcaya and Quirino	BAS	
24-28	Distribution of CDs (re:BAPS) to Partner Agencies including LGUs	IEC	TBA	POC	
24-28	Installation of BAS POC Batanes	IEC	Batanes, any day in October	BAS/OPA/LGU	
25	Attendance to the National Quiz Bee	Contest	DENR CO	DENR CO	
27	Philippine Statistics Quiz (Regional Level)	Contest	NSO Regional Office	NSO	
28	Statistical Quiz	Contest	DepEd	NSO/DepEd	
28	Knowledge Management	IEC	Regional Office DENR	DENR	
28	Culminating Activity	IEC	NSO Regional Office	NSO	

# Region III – Central Luzon



Annual Per Capita Poverty Threshold, Poverty Incidence and Magnitude of Poor Families, by Region and Province: 1991, 2003, 2006 and 2009

Region/Province	Annual Per Capita Poverty Threshold (in Pesos)				Poverty Incidence among Families (%)							Magnitude of Poor Families		
					Estimates (%)				Coefficient of Variation			Estimate		
	1991 <sup>a/</sup>	2003	2006	2009	1991 <sup>a/</sup>	2003	2006	2009	2003	2006	2009	2003	2006	2009
PHILIPPINES	5,776	10,976	13,348	16,841	28.3	20.0	21.1	20.9	2.3	2.3	2.1	3,293,096	3,670,791	3,855,730
Region III	6,757	12,771	15,374	18,981	18.7	9.4	12.0	12.0	8.6	8.4	7.6	169,771	228,741	244,273
Aurora <sup>b/,c/</sup>		11,277	13,539	16,761		21.1	27.7	19.5	31.8	35.1	53.2	7,919	11,256	6,177
Bataan <sup>b/</sup>		12,821	15,302	19,296		8.1	7.2	7.4	22.3	27.5	21.4	9,986	9,296	10,718
Bulacan		12,607	15,170	18,502		4.3	5.1	4.8	19.7	17.1	13.8	22,722	28,641	28,845
Nueva Ecija		13,305	16,002	19,633		17.7	24.8	26.3	14.0	9.3	9.3	64,808	94,026	112,367
Pampanga		12,715	15,374	18,717		4.9	3.8	6.7	17.8	22.2	16.4	18,983	15,745	28,581
Tarlac		12,205	14,712	18,260		11.6	16.8	15.6	16.7	14.9	15.0	26,733	40,492	39,993
Zambales		12,637	15,300	18,691		13.4	19.5	13.0	23.3	20.6	18.6	18,620	29,286	17,592

Annual Per Capita Food Threshold, Subsistence Incidence and Magnitude of Subsistence Poor Families, by Region and Province: 1991, 2003, 2006 and 2009

Region/Province	Annual Per Capita Food Threshold (in Pesos)				Subsistence Incidence among Families (%)							Magnitude of Subsistence Poor Families		
					Estimates (%)				Coefficient of Variation			Estimate		
	1991 <sup>a/</sup>	2003	2006	2009	1991 <sup>a/</sup>	2003	2006	2009	2003	2006	2009	2003	2006	2009
PHILIPPINES	3,983	7,577	9,257	11,686	13.3	8.2	8.7	7.9	3.4	3.3	3.2	1,357,833	1,511,579	1,453,843
Region III	4,712	8,902	10,719	13,308	7.2	2.3	3.7	3.7	14.3	13.9	13.3	40,820	69,957	75,585
Aurora <sup>b/,c/</sup>		7,912	9,433	11,595		11.4	15.0	3.8	59.9	63.9	87.4	4,280	6,070	1,198
Bataan <sup>b/</sup>		8,994	10,593	13,568		2.6	2.4	0.7	31.9	38.5	91.6	3,201	3,128	972
Bulacan <sup>b/</sup>		8,867	10,604	12,890		0.6	0.9	0.7	44.7	45.3	38.3	3,254	4,997	4,292
Nueva Ecija		9,296	11,157	13,615		4.2	8.1	11.1	21.9	16.0	14.9	15,375	30,663	47,245
Pampanga <sup>b/</sup>		8,879	10,793	12,882		0.6	0.4	0.9	40.4	59.0	42.1	2,488	1,756	3,895
Tarlac <sup>b/</sup>		8,541	10,376	12,787		2.6	5.9	4.0	37.5	21.9	26.2	6,050	14,234	10,374
Zambales <sup>b/</sup>		8,896	10,711	13,085		4.4	6.1	5.6	28.5	39.0	29.4	6,172	9,109	7,608

Notes: a/ Provincial estimates were not generated due to limitations of the sampling design of the 1991 Family Income and Expenditure Survey.

b/ Coefficient of variation of 2009 subsistence incidence among families is greater than 20%.

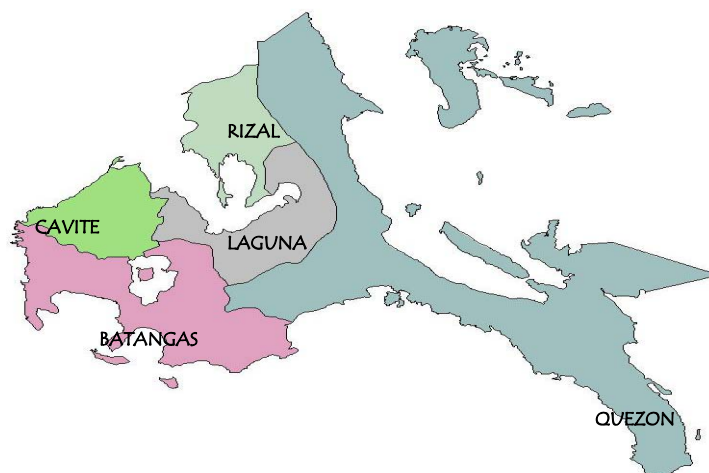
c/ Province with sample size less than 100.

**22<sup>nd</sup> National Statistics Month  
Calendar of Activities  
CENTRAL LUZON**

Date	Activity	Type	Venue/Time	Sponsoring Agency	Remarks
<b>OCTOBER</b>					
1-31	Hanging of Streamer	IEC	BAS-ROC and POCs	BAS ROC and POCs	
1-31	Distribution of IEC Materials	IEC	BAS-POCs	DOH, PHO	
1-31	Distribution of Statistical Leaflets/Brochures and other Related Materials	IEC	BAS-POCs	NSO, Aurora	
1-31	Display of Small Posters and Distribution of Leaflets among DA Employees	IEC	Per Municipality	DA-Aurora	
1-31	Information Dissemination on CRS Operation	IEC		NSO-Aurora	
1-31	Information Dissemination on RA 9255 (Family Code of the Philippines)	IEC		NSO-Aurora	
1-31	Radio Interviews/Guesting	IEC	DZRH or DZJO	BAS, DA, NSO	
3	Attendance to NSO Seminar	Forum	BAS-POC 1:00pm - 5:00pm	BAS	
10	Motorcade	IEC	Freedom Park, Cabanatuan City 7:30am	BAS with NSO	
11	Statistical Quiz for High School Level	Contest	Baler National Science High School Hall	DepEd, NSO, BAS, LGU	
12	Poster Making Contest for 4th Yr High School	Contest	Angara Hall	DepEd, NSO, BAS, LGU	
13	Essay Writing Contest for College Level	Contest		DepEd, NSO, BAS, LGU	
14	Oratorical Contest for Elementary Level	Contest	Central Covered Court	DepEd, NSO, BAS, LGU	
14	Provincial Statistical Quiz - Provincial Elimination	Contest	Sentro Baler	DepEd, NSO, BAS, LGU, PGA	
18	Display of Statistical Products	Exhibit	Quezon Park	NSO, DA, PPDO and DSWD	

Date	Activity	Type	Venue/Time	Sponsoring Agency	Remarks
18	Art Exhibit	Exhibit	Quezon Park	DepEd and NSO	
21	Forum on Adolescent Sexuality	Forum	SP Hall	BAS Popcom and PHO	
21	Symposium on Climate Change/Disaster Awareness	Forum		DENR, ENRO, PPDS and DSWD	
21	Lecture on Important Uses of Statistics and Civil Registration	Forum		NSO and Municipal Registrar	
21	Gender Forum	Forum		DSWD, PSWDO and MSWDO	
28	Tree Planting	IEC		ENRO, PENRO, DSWD, BAS, NSO	
28	Motorcade	IEC	Baler Plaza as Assembly place	PGA, LGUs, NGOs	
Wk 2	Provincial Data Review and Validation of 3rd Quarter PCPS, BLPS, CLPS, Other Crops, Fisheries Production and Prices	Forum	BAS-POCs: Bataan, Nueva Ecija, Pampanga, Tarlac, Zambales, Aurora	BAS	
Wk 3	Regional Data Review and Validation of 3rd Quarter PCPS, BLPS, CLPS, Other Crops, Fisheries Production and Prices	Forum	BAS-POCs: Bataan, Nueva Ecija, Pampanga, Tarlac, Zambales, Aurora	BAS	

# Region IV-A – CALABARZON



Annual Per Capita Poverty Threshold, Poverty Incidence and Magnitude of Poor Families, by Region and Province: 1991, 2003, 2006 and 2009

Region/Province	Annual Per Capita Poverty Threshold (in Pesos)				Poverty Incidence among Families (%)							Magnitude of Poor Families		
					Estimates (%)				Coefficient of Variation			Estimate		
	1991 <sup>a/</sup>	2003	2006	2009	1991 <sup>a/</sup>	2003	2006	2009	2003	2006	2009	2003	2006	2009
PHILIPPINES	5,776	10,976	13,348	16,841	28.3	20.0	21.1	20.9	2.3	2.3	2.1	3,293,096	3,670,791	3,855,730
Region IV-A	6,715	12,394	14,284	17,779	21.0	9.2	9.4	10.3	8.7	10.6	7.9	201,725	210,830	248,179
Batangas		12,708	14,716	18,089		13.8	12.7	14.0	11.7	14.6	14.8	56,157	53,975	64,428
Cavite		13,976	16,350	20,163		4.8	4.2	4.5	18.2	22.8	18.7	24,802	22,490	26,088
Laguna		11,939	13,970	17,295		5.2	4.5	5.9	20.0	20.2	18.1	24,138	21,584	29,003
Quezon		11,628	13,474	16,652		23.2	26.7	24.5	13.6	13.4	9.8	84,031	101,394	98,426
Rizal <sup>b/</sup>		13,100	15,162	18,717		2.9	2.7	6.5	20.8	24.8	21.1	12,597	11,388	30,234

Annual Per Capita Food Threshold, Subsistence Incidence and Magnitude of Subsistence Poor Families, by Region and Province: 1991, 2003, 2006 and 2009

Region/Province	Annual Per Capita Food Threshold (in Pesos)				Subsistence Incidence among Families (%)							Magnitude of Subsistence Poor Families		
					Estimates (%)				Coefficient of Variation			Estimate		
	1991 <sup>a/</sup>	2003	2006	2009	1991 <sup>a/</sup>	2003	2006	2009	2003	2006	2009	2003	2006	2009
PHILIPPINES	3,983	7,577	9,257	11,686	13.3	8.2	8.7	7.9	3.4	3.3	3.2	1,357,833	1,511,579	1,453,843
Region IV-A	4,658	8,539	9,901	12,278	7.1	2.4	2.8	2.4	17.5	14.4	15.9	53,487	62,166	58,468
Batangas <sup>b/</sup>		8,858	10,292	12,559		3.8	4.6	4.3	22.0	20.2	28.9	15,258	19,690	19,787
Cavite <sup>b/</sup>		9,735	11,449	14,040		0.7	0.7	0.6	38.0	42.1	50.6	3,529	3,619	3,361
Laguna <sup>b/</sup>		8,336	9,685	12,150		0.9	1.1	0.9	37.6	40.3	42.0	4,133	5,025	4,679
Quezon <sup>b/</sup>		8,098	9,429	11,612		7.7	8.0	5.9	29.0	19.5	24.0	27,766	30,439	23,675
Rizal <sup>b/</sup>		9,195	10,553	13,015		0.6	0.8	1.5	40.8	42.5	38.0	2,801	3,392	6,965

Notes: a/ Provincial estimates were not generated due to limitations of the sampling design of the 1991 Family Income and Expenditure Survey.

b/ Coefficient of variation of 2009 subsistence incidence among families is greater than 20%.

c/ Province with sample size less than 100.

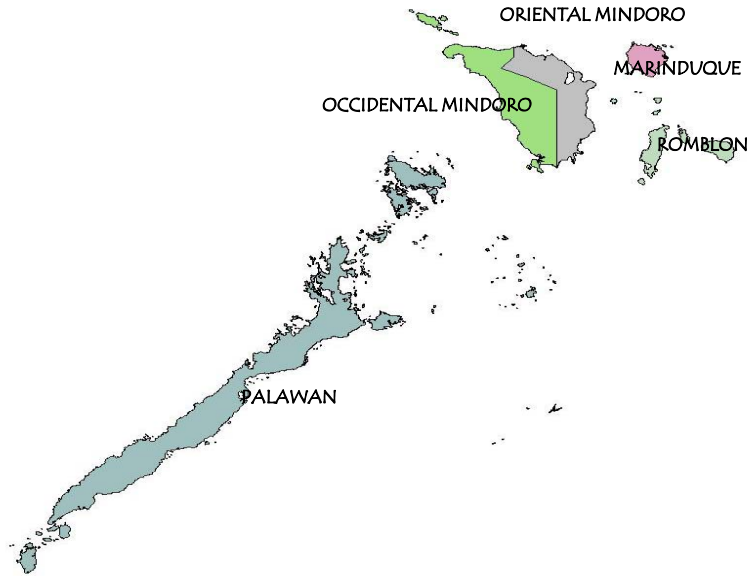
**22<sup>nd</sup> National Statistics Month  
Calendar of Activities  
CALABARZON**

Date	Activity	Type	Venue/Time	Sponsoring Agency	Remarks
<b>OCTOBER</b>					
1-31	Hanging of Streamers	IEC	BAS ROC and POCs	BAS	
1-31	Hanging of Streamer	IEC	DOT-Region IV, Calamba City	DOT-Region IV	
1-31	Hanging of Streamer	IEC		PPDO Quezon	
1-31	Hanging of Streamer	IEC	NRO IV-A	NEDA IV-A	
10-14	Mapping/Creating Geo-Referencing Disaster Risk Reduction Database	Forum	TBA	NEDA IV-A	
1-31	Hanging of Streamers	IEC	NSO Offices	NSO IV-A	
1-31	Seminar on RA 9048, 9255 and 9898 to Brgy. Secretaries of each Municipalities	Forum	LGU	LGU IV-A	
1-31	Exhibit	Exhibit	NSO Provincial, District Offices, Colleges Campuses, ADCs	NSO IV-A	
1-31	Press Release on NSM and other NSO Statistics	IEC		CIO, PIA, PIO, Media Reporter, Local Publisher (Region IV-A)	
1-31	Showing of NSO Data - Census & Survey in CRS Outlet (Movie player)	IEC	TMC	NSO Cavite	
1-31	Radio Announcement	IEC	DZJV Calamba City	DZJV	
3-14	Distribution of Primers/Special Releases to Schools/Offices	IEC	Different schools/offices	NSO Rizal	
14	1st Poster Making Contest	Contest	TMC/9am	NSO Cavite	
14	5th Oratorical Contest for HS	Contest	TMC/1pm	NSO Cavite	
14	7th On the Spot Essay Writing Contest for HS	Contest	TMC/9am	NSO Cavite	

Date	Activity	Type	Venue/Time	Sponsoring Agency	Remarks
14	Provincial Statistics Quiz (PSQ) - provincial elimination	Contest	NSO Office	NSO Batangas	
Wk 2	Provincial Data Review and Validation of 3rd Quarter PCPS, BLPS, CLPS, Other Crops, Fisheries Production and Prices	Forum	BAS-ROC and POCs: Laguna, Rizal, Quezon, Batangas, Cavite	BAS	
17-21	Data Dissemination of Census/Survey Results	IEC	Schools/LGUs	NSO Batangas	
18	Visit to Data Accredited Center-Morong, Rizal	IEC	URS-Morong, Rizal	URS-Morong, Rizal	
18	Data Dissemination in Secondary/Tertiary Schools	IEC	Colleges/HSs in Lipa City	Colleges/High Schools	
19	Hosting of Flag Raising Ceremony	IEC	One-Stop Processing Center, San Pablo City	San Pablo City Gov't	
20	Training on Statistics	IEC	NSO IV-A Regional Office	NSO	
21	PSQ - Provincial Elimination	Contest	Ynares Center, Antipolo City	NSO Rizal	
21	PSQ - Provincial Elimination	Contest	TMC/1pm	NSO Cavite	
21	PSQ - Provincial Elimination	Contest		PPDO Quezon, NSO	
Wk 3	Regional Data Review and Validation of 3rd Quarter PCPS, BLPS, CLPS, Other Crops, Fisheries Production and Prices	Forum	BAS-POCs: Laguna, Rizal, Quezon, Batangas, Cavite	BAS	
23	PSQ - Provincial Elimination	Contest	Laguna Prov'l Capitol, Sta. Cruz	Prov'l/City/Municipal Gov't & Private Sector	
24-28	distribution of BAS Primer	IEC	Colleges of University of Rizal System	BAS Rizal POC	
24-30	Orientation of Local Planners in MDG Status/MDG Database and Gender and Development Statistics	Forum	TBA	NEDA IV-A	
25	Data Dissemination of POPCEN & Other Survey Results	IEC	TMC	NSO Cavite	

Date	Activity	Type	Venue/Time	Sponsoring Agency	Remarks
27	Photoshop Workshop	IEC	NSO Prov'l Office	NSO Rizal	
27	Lecture on Statistics or Film Showing	IEC	TMC	NSO Cavite	
27-28	Training on Statistics	IEC	NSO Office	NSO Batangas	
29	PSQ	Contest	NSO IV-A	NSO	
29	PSQ	Contest	Magallenes NHS, Lopez, Quezon	DepEd	

# Region IV-B – MIMAROPA



Annual Per Capita Poverty Threshold, Poverty Incidence and Magnitude of Poor Families, by Region and Province: 1991, 2003, 2006 and 2009

Region/Province	Annual Per Capita Poverty Threshold (in Pesos)				Poverty Incidence among Families (%)							Magnitude of Poor Families		
					Estimates (%)				Coefficient of Variation			Estimate		
	1991 <sup>a/</sup>	2003	2006	2009	1991 <sup>a/</sup>	2003	2006	2009	2003	2006	2009	2003	2006	2009
PHILIPPINES	5,776	10,976	13,348	16,841	28.3	20.0	21.1	20.9	2.3	2.3	2.1	3,293,096	3,670,791	3,855,730
Region IV-B	5,607	10,398	12,610	15,769	36.0	29.8	34.3	27.6	6.6	7.2	6.8	148,924	186,838	162,609
Marinduque		10,682	12,838	15,911		32.8	31.4	28.6	16.1	20.8	15.5	15,109	15,840	15,853
Occidental Mindoro		10,725	12,806	16,169		32.6	40.6	25.4	14.3	15.2	16.8	27,602	37,172	23,551
Oriental Mindoro		11,009	13,285	16,480		24.0	34.2	26.0	13.7	14.4	11.5	34,483	53,900	45,876
Palawan		9,395	11,317	14,038		30.4	29.8	24.0	13.0	14.4	16.3	51,554	54,567	46,045
Romblon		11,278	13,583	16,877		35.8	40.6	43.0	13.4	9.0	9.5	20,177	25,358	31,285

Annual Per Capita Food Threshold, Subsistence Incidence and Magnitude of Subsistence Poor Families, by Region and Province: 1991, 2003, 2006 and 2009

Region/Province	Annual Per Capita Food Threshold (in Pesos)				Subsistence Incidence among Families (%)							Magnitude of Subsistence Poor Families		
					Estimates (%)				Coefficient of Variation			Estimate		
	1991 <sup>a/</sup>	2003	2006	2009	1991 <sup>a/</sup>	2003	2006	2009	2003	2006	2009	2003	2006	2009
PHILIPPINES	3,983	7,577	9,257	11,686	13.3	8.2	8.7	7.9	3.4	3.3	3.2	1,357,833	1,511,579	1,453,843
Region IV-B	3,949	7,270	8,870	10,978	16.4	11.1	2.8	10.5	10.6	11.2	12.1	55,517	81,692	62,151
Marinduque <sup>b/</sup>		7,461	8,967	11,113		8.3	10.6	10.5	28.5	32.5	23.6	3,842	5,333	5,793
Occidental Mindoro		7,472	8,933	11,348		16.3	20.9	9.1	19.0	18.1	22.8	13,763	19,169	8,482
Oriental Mindoro <sup>b/</sup>		7,684	9,282	11,546		8.9	16.2	9.2	29.0	20.9	25.6	12,815	25,482	16,300
Palawan <sup>b/</sup>		6,546	7,931	9,784		10.4	11.3	10.2	17.9	27.1	26.8	17,588	20,700	19,589
Romblon		7,870	9,454	11,680		13.3	17.6	16.5	17.2	17.6	17.6	7,509	11,008	11,987

Notes: a/ Provincial estimates were not generated due to limitations of the sampling design of the 1991 Family Income and Expenditure Survey.

b/ Coefficient of variation of 2009 subsistence incidence among families is greater than 20%.

c/ Province with sample size less than 100.

**22<sup>nd</sup> National Statistics Month  
Calendar of Activities  
MIMAROPA**

Date	Activity	Type	Venue/Time	Sponsoring Agency	Remarks
<b>OCTOBER</b>					
1-31	Hanging of Streamer	IEC	BAS POC and ROCs	BAS	
1-31	Hanging of Streamer	IEC	NSO IV-B	NSO	
1-31	Plugging of Statistics	Radio Plug	DWDP Tropang Pinoy FM/TV NET	DWDP Tropang Pinoy FM/TV NET	
1-31	Display of Statistical Data	Exhibit	NSO and Different Schools	NSO IV-B	
3	Plugging of Statistics Month	Radio Plug	Calapan City	NSO	
14	Gift-Giving at Sitio Paraiso	IEC	Dulanga III. Baco	NSO IV-B	
Wk 2	Provincial Data Review and Validation of 3rd Quarter PCPS, BLPS, CLPS, Other Crops, Fisheries Production and Prices	Forum	BAS-ROC and POCs: Mindoro Occ., Mindoro Or., Romblon, Marinduque	BAS	
21	Computer Application Training	IEC	NSO IV-B Training Room	NSO	
Wk 3	Provincial Data Review and Validation of 3rd Quarter PCPS, BLPS, CLPS, Other Crops, Fisheries Production and Prices	Forum	BAS Central Office	BAS	
28	Statistics Forum	Forum	NSO IV-B	NSO	

# Region V – Bicol Region



Annual Per Capita Poverty Threshold, Poverty Incidence and Magnitude of Poor Families, by Region and Province: 1991, 2003, 2006 and 2009

Region/Province	Annual Per Capita Poverty Threshold (in Pesos)				Poverty Incidence among Families (%)							Magnitude of Poor Families		
	1991 <sup>a/</sup>	2003	2006	2009	Estimates (%)				Coefficient of Variation			Estimate		
					1991 <sup>a/</sup>	2003	2006	2009	2003	2006	2009	2003	2006	2009
PHILIPPINES	5,776	10,976	13,348	16,841	28.3	20.0	21.1	20.9	2.3	2.3	2.1	3,293,096	3,670,791	3,855,730
Region V	5,791	11,476	13,645	17,146	48.0	38.0	36.1	36.0	4.9	5.0	4.2	358,981	364,318	385,338
Albay		12,485	14,799	18,678		34.7	34.3	36.5	9.4	8.5	9.2	76,762	80,470	87,691
Camarines Norte		11,290	13,430	16,772		40.7	30.4	32.3	18.1	17.6	13.1	39,602	31,217	36,112
Camarines Sur		11,392	13,527	16,997		38.3	36.6	38.7	9.2	9.4	7.7	116,460	119,747	126,280
Catanduanes <sup>b/</sup>		11,257	13,368	16,969		30.1	35.2	22.0	16.5	20.2	35.7	12,895	16,056	10,755
Masbate		10,738	12,749	16,023		50.2	42.9	42.5	9.5	12.7	8.4	73,356	67,613	65,770
Sorsogon		11,328	13,498	16,953		29.8	34.5	31.3	13.7	10.3	7.0	39,906	49,215	58,731

Annual Per Capita Food Threshold, Subsistence Incidence and Magnitude of Subsistence Poor Families, by Region and Province: 1991, 2003, 2006 and 2009

Region/Province	Annual Per Capita Food Threshold (in Pesos)				Subsistence Incidence among Families (%)							Magnitude of Subsistence Poor Families		
	1991 <sup>a/</sup>	2003	2006	2009	Estimates (%)				Coefficient of Variation			Estimate		
					1991 <sup>a/</sup>	2003	2006	2009	2003	2006	2009	2003	2006	2009
PHILIPPINES	3,983	7,577	9,257	11,686	13.3	8.2	8.7	7.9	3.4	3.3	3.2	1,357,833	1,511,579	1,453,843
Region V	4,040	7,995	9,514	11,983	25.4	18.0	15.7	12.9	8.0	8.3	8.5	169,869	158,936	137,527
Albay		8,738	10,319	13,005		16.3	15.0	15.2	14.5	13.6	15.5	36,070	35,085	36,460
Camarines Norte		7,887	9,398	11,712		20.9	12.5	7.9	30.7	25.7	17.2	20,376	12,868	8,841
Camarines Sur		7,936	9,435	11,855		17.3	16.8	13.8	14.1	15.0	15.4	52,645	54,968	45,234
Catanduanes <sup>b/</sup>		7,857	9,338	11,706		13.5	14.2	8.1	28.4	24.7	66.8	5,770	6,467	3,934
Masbate <sup>b/</sup>		7,488	8,888	11,166		29.0	21.5	16.7	14.9	19.7	21.1	42,468	33,975	25,784
Sorsogon		7,913	9,410	11,833		9.4	10.9	9.2	23.9	19.6	16.7	12,540	15,573	17,274

Notes: a/ Provincial estimates were not generated due to limitations of the sampling design of the 1991 Family Income and Expenditure Survey.

b/ Coefficient of variation of 2009 subsistence incidence among families is greater than 20%.

c/ Province with sample size less than 100.

**22<sup>nd</sup> National Statistics Month  
Calendar of Activities  
BICOL**

Date	Activity	Type	Venue/Time	Sponsoring Agency	Remarks
<b>AUGUST</b>					
24	Issuance of a RMC enjoining field offices and LGUs to participate and support the 22nd NSM celebration	IEC		DILG	
Aug-Dec	Information Dissemination on the features of the proposed Responsible Parenthood, Reproductive Health and Population Development Bill (data on population and development included in the situation/background of the Bill)	IEC	Regionwide	POPCOM	
<b>OCTOBER</b>					
1-31	Hanging of Streamer	IEC	BAS ROC and POCs	BAS	
1-31	Hanging of Streamer	IEC	DOT-Region V,	DOT-Region V	
1-31	Hanging of Streamer	IEC	NSO Albay PO	NSO Albay	
1-31	Hanging of Streamer	IEC	NSO Camarines	NSO	
1-31	Hanging of Streamer	IEC	NSO RO Virac	NSO RO V	
1-31	Hanging of Streamer	IEC	NSO RO V	NSO RO V	
1-31	Hanging of Streamer	IEC	NSO-PO & 2 District Offices	NSO/PWSDO/BAS Masbate	
1-31	Hanging of Streamer	IEC	NSO RO V	NSO RO V	
1-31	Statistical Data Exhibit	Exhibit	DOH-CHD V	DOH-CHD V	
1-31	FHSIS Software Training at the Provincial/ Municipal Level	IEC	Camarines Sur A & B	DOH-NEC/IMS/CHD 5	
1-31	Audio Visual Presentation of Gayon Bicol and Bicol Adventure	Forum	DOT-Region V, Legaspi City, 9:00am - 3:00pm	DOT-Region V	

Date	Activity	Type	Venue/Time	Sponsoring Agency	Remarks
1-31	Statistical Exhibit	Exhibit	DOT-Region V, Legaspi City, 8:00am - 5:00pm		
1-31	Exhibit on Rocks & Ore Minerals and showcases history of mining industry in Bicol Region	Exhibit	MGB V Museum, Rawis, Legazpi City	MGB V	
1-31	Statistical Exhibit	Exhibit	NSO Albay PO	NSO Albay	
1-31	Distribution of Statistical	IEC	School/Colleges	NSO Albay	
1-31	Statistical Exhibit	Exhibit	NSO Camarines Norte PO	NSO	
1-31	Statistical Exhibit	Exhibit	NSO Cam Sur PO	NSO	
1-31	Distribution of Statistical	IEC	NSO PO V,	NSO PO V	
1-31	Statistical Exhibit	Exhibit	NSO RO V	NSO RO V	
1-31	Distribuion of Factsheets on Vital Statistics of Catanduanes and Cantanduanes Facts and Figures	IEC	LCROs, MPDCs, Radio Stations and Local Papers and NGAs	NSO PO V	
1-31	Statistical Exhibit	Exhibit	NSO PO V Virac, Catanduanes and several other venues in the province	NSO PO V	
1-31	Technical Support to the conduct of symposium upon request by NGAs/LGUs (NSM related)	IEC	TBA	OCD 5	
1-31	Photo Display	Exhibit	OCD 5	OCD 5	

Date	Activity	Type	Venue/Time	Sponsoring Agency	Remarks
1-31	Lecture Series to Various Universities/Colleges in Naga City: Statistics and Civil Registration	IEC	TBA	Universities and Colleges and at SM City Naga	
1-31	Display of Statistical Exhibit at Universities and Colleges and at SM City Naga	Exhibit	Various Universities and Colleges and at SM City Naga	Universities and Colleges and at SM City Naga	
1-31	Display of Statistical data (Graphs) Brochures and Publications	Exhibit	BAS POC/ROC V	BAS	
1-31	Updating of the NSO Cam Sur website	IEC	NSO Cam Sur PO	NSO Cam Sur	
1-31	Radio Guestings and Interviews at Various Radio Stations	IEC	DWNX, DWRB, DWRN	NSO Cam Sur	
1-31	Distribuion of Factsheets on Vital Statistics of Catanduanes and Cantanduanes Facts and Figures	IEC	NSO-PO & 2 District Offices	NSO Masbate	
1-31	Statistical Exhibit	Exhibit	NSO-PO & 2 District Offices	NSO Masbate	
1-31	Statistical Exhibit	Exhibit	NSO RO V	NSO RO V	
1-31	Promotion of NSM in NSO RO V Website	IEC	NSO RO V	NSO RO V	
1-31	Distribution of Statistical Flyers/Leaflets	IEC	NSO RO V	NSO RO V	
1-31	Hanging of Streamer	IEC	NSO PO Façade	NSO	
1-31	Statistical Exhibit	Exhibit	NSO RO V	NSO	
1-29	Interview with Radio Station/Press Release	IEC	NSO PO Sorsogon	NSO	
1	Motorcade	IEC	TBA	To join other agen-cies in the region	

Date	Activity	Type	Venue/Time	Sponsoring Agency	Remarks
3	Opening Program	IEC	LCC Activity Center	DSWD	
3	3rd Quarter Assessment	Forum	PPC V Office Conference Room	PPC V	
3	Mass Offering	IEC	St. Anthony Cathedral, Masbate City 6:00am	NSO/PSWDO/BAS Masbate	
3	Radio Interview	IEC	DZVC, Radyo ng Bayan, Virac Catanduanes	NSO Catanduanes and DZVC-Radyo ng Bayan	
1	Motorcade	IEC	Masbate City Proper 9:00am	NSO/PSWDO/BAS Masbate	
3-7	Forum on CPI/LFS/Civil Registration/Census Data	Forum	CSHCI-TESDA Cabugao Bato Rural Dev't HS	NSO PO V	
3 & 17	Radio/TV Guesting	IEC	Daet, CN	DWCN-FM, DZSL, DWAT, DZMD, CNTV	
3-13	Sagot Mo, I-DevInfo Mo	IEC	Provincial Capitol Library, Daet, Camarines Norte	Provincial Government of Camarines Norte thru PPDO	
4	Film showing	IEC	MGB V Museum, Rawis, Legazpi City	MGB V	
4	Opening of Statistics and Comprehensive Land Use Plan Exhibit	Exhibit	Daet Heritage Center	LGU-Daet, Camarines Norte	
5	Conference with Barangay Captains	Forum	ABC Hall Compound, Binalay, Tinambac, Cam. Sur	LGU-Tinambac, Cam. Sur	
4, 11, 18, 25	Regular Radio Co-Hosting	IEC	DZVC, Radyo ng Bayan	DZVC, Radyo ng Bayan	
5	PSQ Provincial Elimination	Contest	NSO RO V	NSO RO V	

Date	Activity	Type	Venue/Time	Sponsoring Agency	Remarks
6	PSQ Provincial Elimination	Contest	NSO PO Sorsogon	NSO/BAS	
7	Conduct of PSQ	Contest	NSO Albay PO	NSO Albay	
7	MCRs Meeting	IEC	NSO CN PO	NSO	
Wk 1	Press release on the NSM Activities	IEC	DZVC, DZAA , Radyo Nation and 2 local papers	NSO Catanduanes	
10-14	Forum on CPI/LFS/Civil Registration/Census Data	Forum	Baras Rural Dev't HS	NSO PO V	
10-12	Radio Broadcast or Interview on the Present Agricultural Situation	IEC	BAS ROC V with ABS-CBN, PBN and DZRC	BAS, Legazpi City	
11, 13 & 18	In-house Refresher Lecture on Basic Statistics Formula; Updates on Civil Registration	IEC	NSO PO Sorsogon	NSO/BAS	
11-13	Statistical Exhibit	Exhibit	Pacific Mall	RSCC/DSWD	
14, 18, 21	Conduct of Symposium on Selected Demographic and Industry Statistics and the Importance of Civil Registration	Forum	Selected Schools and Colleges within the Province	NSO Albay	
14	Provincial PSQ	Contest	CN Agro Sports Center, Prov'l Capitol, Daet, CN	Pov'l Gov't thru PPDO	
14	Daet on the Go Statistical Quiz	Contest	Daet Heritage Center	LGU-Daet, Camarines Norte	
14	Daet on the Go Poster Making Contest	Contest	Daet Heritage Center	LGU-Daet, Camarines Norte	
14	State of the Children Report	IEC	Daet Heritage Center	LGU-Daet, Camarines Norte	
Wk 2	Provincial Data Review and Validation of 3rd Quarter PCPS, BLPS, CLPS, Other Crops, Fisheries Production and Prices	Forum	BAS-POCs: Albay, Masbate, Camarines Norte/Sur, Sorsogon	BAS	
17	ManCom Conference	Forum	PPC V Conference Room	PPC V	

Date	Activity	Type	Venue/Time	Sponsoring Agency	Remarks
17-21	Forum on CPI/LFS/Civil Registration/Census Data	Forum	PSAT-Pandan Caramoran Rural Dev't HS	NSO PO V	
18-21	Training Program on Basic In Keeping Procedure (Homestay Program)	IEC	Bulusan Municipal Hall, Bulusan, Sorsogon	DOT	
17-29	Putting up of Statistical Exhibits/BREQS Booth (in celebration of Kasangayahan Festival)	Exhibit	Capitol Compound	NSO PO Sorsogon	
19-25	Naturalist Eco-Tour Guiding Seminar	IEC	TESDA Training Center, Airport Road, Legaspi City	DOT-Main Office and Region V	
19-26	Forum	Forum	TBA	RSCC/DSWD	
21	Orientation Seminar	Forum	NSO CN PO	NSO	
21	Conduct of PSQ Provincial Eliminations	Contest	SM City Naga	NSO Cam Sur	
24-28	Forum on CPI/LFS/Civil Registration/Census Data	Forum	Palnab Elem Sch Faculty SIV Elem Sch Faculty	NSO PO V	
24	Exhibit of the Socio-Economic Profile of the municipality of Baao at the different secondary schools of the municipality	Exhibit	Sta. Monica Academy, Baao National High School, Eusebio Paz Arroyo High School, Nonito Paz Arroyo High School, Agdangan High School, Caranday High School, Rosary School, Inc.	Office of the MPDC, LGU-Baao, Camarines Sur	
25	Cooperative Livelihood Training	IEC	LRDC Bldg., Municipal Compound, Baao, Camarines Sur	Office of Municipal Agriculturist/Municipal Development Council/Baao Parish Multi-purpose Coop.	

Date	Activity	Type	Venue/Time	Sponsoring Agency	Remarks
26	Seminar on Reproductive Health and Family Enrichment: Malusog na Pamilya, Pamilyang Masaya	IEC	LRDC Bldg., Municipal Compound, Baao, Camarines Sur	Office of the MPDC, MSWD, MHO & Baao Parish Multi-purpose Cooperative	
27	Cooperative Youth Leadership Training	IEC	LRDC Bldg., Municipal Compound, Baao, Camarines Sur	Office of Municipal Agriculturist/Municipal Development Council/Baao Parish Multi-purpose Coop.	
27	Poster and Slogan Making Contest	Contest	LRDC Bldg., Municipal Compound, Baao, Camarines Sur	Office of MPDC/Municipal Agriculturist/Baao Parish Multi-purpose Cooperative	
28	Effective Customer Service	IEC	Ibalong Conference Room, Legazpi City Hall, Legazpi City	DOT	
28	Training on Basic Statistics	IEC	NSO RO V	NSO RO V	
28	Effective Customer Service Training	IEC	Ibalong Conference Room, Legaspi City, 8:00am - 5:00pm		
Wk 3	Provincial Data Review and	Forum	BAS ROC V,	BAS	

# Region VI – Western Visayas



Annual Per Capita Poverty Threshold, Poverty Incidence and Magnitude of Poor Families, by Region and Province: 1991, 2003, 2006 and 2009

Region/Province	Annual Per Capita Poverty Threshold (in Pesos)				Poverty Incidence among Families (%)						Magnitude of Poor Families			
					Estimates (%)				Coefficient of Variation		Estimate			
	1991 <sup>a/</sup>	2003	2006	2009	1991 <sup>a/</sup>	2003	2006	2009	2003	2006	2009	2003	2006	2009
PHILIPPINES	5,776	10,976	13,348	16,841	28.3	20.0	21.1	20.9	2.3	2.3	2.1	3,293,096	3,670,791	3,855,730
Region VI	5,730	10,548	12,432	16,036	34.4	23.5	22.1	23.8	6.7	7.2	6.4	298,058	302,836	345,703
Aklan		11,105	13,182	16,907		30.2	32.2	38.1	17.8	16.1	11.4	28,037	31,905	38,515
Antique		10,449	12,384	15,902		35.7	33.6	29.1	16.5	19.5	16.4	34,819	35,934	30,205
Capiz <sup>b/</sup>		11,351	13,436	17,306		21.5	19.9	22.6	21.1	19.0	25.8	28,577	28,661	37,312
Guimaras <sup>b/,c/</sup>		10,707	12,664	16,265		30.9	19.8	13.3	3.4	14.2	35.3	8,993	6,222	4,834
Iloilo		10,880	12,827	16,584		21.8	16.8	19.9	15.1	16.0	12.4	85,120	70,037	90,009
Negros Occidental		9,974	11,809	15,217		21.5	22.8	24.4	9.9	11.0	9.7	112,512	130,077	144,828

Annual Per Capita Food Threshold, Subsistence Incidence and Magnitude of Subsistence Poor Families, by Region and Province: 1991, 2003, 2006 and 2009

Region/Province	Annual Per Capita Food Threshold (in Pesos)				Subsistence Incidence among Families (%)						Magnitude of Subsistence Poor Families			
					Estimates (%)				Coefficient of Variation		Estimate			
	1991 <sup>a/</sup>	2003	2006	2009	1991 <sup>a/</sup>	2003	2006	2009	2003	2006	2009	2003	2006	2009
PHILIPPINES	3,983	7,577	9,257	11,686	13.3	8.2	8.7	7.9	3.4	3.3	3.2	1,357,833	1,511,579	1,453,843
Region VI	4,028	7,374	8,659	11,254	15.9	9.1	7.9	7.9	11.9	11.9	12.4	114,929	108,585	115,298
Aklan <sup>b/</sup>		7,756	9,229	11,795		10.7	13.0	17.1	27.4	21.6	21.5	9,974	12,941	17,269
Antique <sup>b/</sup>		7,280	8,608	11,104		17.4	14.7	12.9	29.1	31.1	27.1	17,022	15,724	13,366
Capiz <sup>b/</sup>		7,900	9,385	12,045		6.7	5.3	9.9	34.7	28.9	43.9	8,959	7,585	16,300
Guimaras <sup>b/,c/</sup>		7,458	8,828	11,360		14.6	1.7	4.7	8.1	50.5	47.2	4,257	536	1,718
Iloilo <sup>b/</sup>		7,569	8,923	11,545		10.3	6.9	6.1	24.1	21.4	21.2	40,014	28,827	27,542
Negros Occidental <sup>b/</sup>		6,941	8,225	10,609		6.6	7.5	6.6	18.0	20.7	22.9	34,704	42,972	39,102

Notes: a/ Provincial estimates were not generated due to limitations of the sampling design of the 1991 Family Income and Expenditure Survey.

b/ Coefficient of variation of 2009 subsistence incidence among families is greater than 20%.

c/ Province with sample size less than 100.

**22<sup>nd</sup> National Statistics Month  
Calendar of Activities  
WESTERN VISAYAS**

<b>Date</b>	<b>Activity</b>	<b>Type</b>	<b>Venue/Time</b>	<b>Sponsoring Agency</b>	<b>Remarks</b>
<b>SEPTEMBER</b>					
1-30	22nd Phil. Travel Mart	Exhibit	SMX Convention Center	PHILTOA, DOT	
1-30	DOT-JICA preparation for TDPT 3rd session	IEC	LGU offices		
1-15	Final evaluation of nominees on the Search for Achievers in the Field of Statistics	IEC		RSCC/TWG on SAS	
2	Center for Social Sciences Research In-house Review	IEC	WVCST Main Campus	WVCST R & D Office, Center for Social Sciences Research	
14	3rd Regional General Assembly meeting of the NSM Coordinators	IEC	Province of Guimaras	GTIC Bldg., Provincial Capitol, Guimaras	
15	TV Guesting/Interview on the 2nd NSM	IEC	CCN Cable Star, Iloilo City	PIA	
16-30	Notification of awardees/winners on the Search for Achievers in the Field of Statistics	IEC		RSCC	
19	Elimination for PSQ	Contest	WVSU	WVSU	
20	Meeting of NSM Coordinators	IEC	Hall of	Capiz Provincial	
22	Final Meeting for the 22nd NSM	IEC	Provincial Capitol Conference Hall	Aklan Provincial Government	
25	Radio Guesting o the 22nd NSM: Good morning Philippines	IEC	Bombo Radyo Philippines	PIA	
26-27	PSA National Annual	IEC	Sarabia Manor	PSA/DOT	
28	Screening of papers for the	IEC	NSCB	Committee on Stat	
30	Notification to authors of	IEC	NSCB	NSCB	

Date	Activity	Type	Venue/Time	Sponsoring Agency	Remarks
28	4th and Final Regional General Assembly Meeting of NSM Coordinators	IEC	CPU	CPU	
30	Dissemination of Memorandum to all Higher Education Institutions regarding the celebration of the 22nd National Statistics Month	IEC		CHED	
30	Hanging of Streamers	IEC	Front of PAC	PPDO, Neg. Occ and other agencies	
TBA	1st meeting of different national and provincial agencies and academe for the 22nd NSM	IEC	Provincial Capitol Conference Hall	Aklan Provincial Government	
TBA	Statistics Quiz and Analysis Elimination round	Contest	WVCST Main Campus	Mathematics Club & Mathematics Circle of WVCST Campus	
<b>OCTOBER</b>					
1-31	Hanging of Streamers	IEC	BAS ROC and POCs	BAS	
1-31	Hanging of Streamer	IEC	Façade of Offices and Strategic Places	Respective Offices	
1-31	DOT-JICA Tourism Development Planning/Training Session II - Mentoring Activities	IEC	Provinces of Western Visayas Region	DOT-JICA	
1-31	Press	IEC	Province wide	Neg Occ PPDO &	
1-12	Data collection, Supervision and processing of 3rd Quarter RCPS, BLPS, CLPS, Fisheries, Other Crops Production and prices	IEC	All provinces - Aklan, Antique, Capiz, Guimaras, Iloilo & Negros Occidental	BAS	
1	Recorda	IEC	Passi City	Passi CPDO	
Every First Monday	Statistical Trivia	IEC	DSWD Office	DSWD	
3	Participation and Attendance to the 22nd NSM Opening Ceremonies	IEC	Iloilo City	DOT-Region VI	

Date	Activity	Type	Venue/Time	Sponsoring Agency	Remarks
Wk 2	Provincial Data Review and Validation of 3rd Quarter PCPS, BLPS, CLPS, Other Crops, Fisheries Production and Prices	Forum	BAS-POCs: Aklan, Antique, Capiz, Guimaras, Iloilo, Negros Occ.	BAS	
Wk 3	Provincial Data Review and Validation of 3rd Quarter PCPS, BLPS, CLPS, Other Crops, Fisheries Production and Prices	Forum	BAS Guimaras POC	BAS	
3	Motorcade and Opening Program	IEC	Roxas City/Capiz Provincial Capitol	Capiz Provincial Government & all participating agencies	
3	Launching of Provincial Observance of the 22nd NSM Celebration	IEC	Social Hall, Provincial Capitol	PPDO, Neg. Occ.	
3	Motorcade and Opening Program	IEC	Iloilo Grand Hotel, Iloilo City	DSWD	
4	Monthly District Conference	IEC	RDO 72, BIR Office, 10 AM	BIR	
5	Seminar on New Registrants	Forum	RDO 71, BIR Office, 1 PM	BIR	
5	Launching of Statistical Exhibit	Exhibit	Provincial Trade Hall	Aklan Provincial Government	
5, 12, 19 & 26	Seminar on New Registrants	Forum	RDO 73, San Jose, Antique	BIR	
5, 12, 19 & 26	Weekly Briefing of New Registrants	IEC	RDO 72, BIR Office, 10 AM	BIR	
5, 12, 19 & 26	Weekly Briefing of New Registrants	IEC	RDO 74, BIR Office, 9 AM	BIR	
6	Briefing of Tax Payers	Forum	Municipal Hall, 9.30 AM	BIR	
6, 13, 20 & 27	Tax Mapping	IEC	IPS Business Establishments	BIR	
7, 14, 21 & 28	Tax Information Campaign	IEC	RDO 75 Conference Room	BIR	
7 & 13	Visitation to RCOs/Municipal 2nd District	Exhibit	respective Municipal Hall, 9.30 AM	BIR	

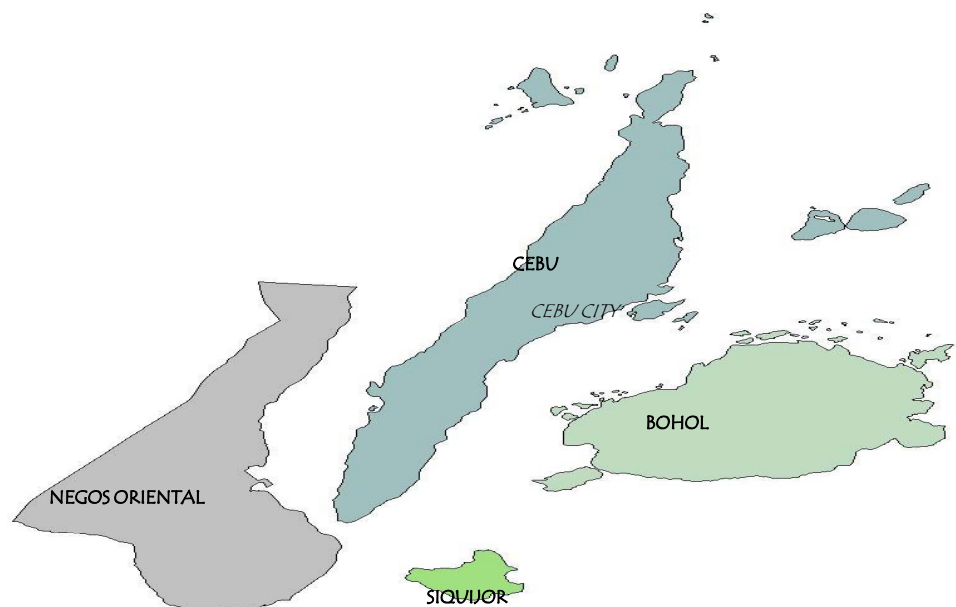
Date	Activity	Type	Venue/Time	Sponsoring Agency	Remarks
10-12 (tentative)	Basic Statistics Training for the Technical & Research Staff of the Broiler and Swine Information & Early Warning System (BSI-EWS) Region VI	IEC	Iloilo City	DA-RFU 6/SRTC/BAS	
10-12	Provincial Data Review & Validation of 3rd Quarter RCPS, BLPS, CLPS, Fisheries, Other Crops Production and Prices	IEC	Respective POCs - Aklan, Antique, Capiz, Guimaras, Iloilo, Negros Occidental	BAS	
10-21	Statistical Exhibit Contest	Exhibit/ Contest	Robinson's Place	Interagency	
10-21	Join NSM Statistics Exhibit	Exhibit			
11-15	Regional Data Review & Validation of 3rd Quarter RCPS, BLPS, CLPS, Fisheries, Other Crops Production and Prices	IEC	BAS, Negros Occidental	BAS	
16	Western Visayas Housing Fair	Exhibit	Iloilo Amigo Plaza Mall	HUDCC	
11 & 27	Visitation to RCOs/Municipal 1st District	Exhibit	Municipal Hall, 9.30 AM	BIR	
12	Seminar on New Registrants	IEC	RDO 71, BIR Office, 1 PM	BIR	
12	Regional FHSIS Data Reconciliation and Consultative Workshop (Statisticians & FHSIS Coordinators of Provinces and Cities)	Forum	Punta Villa	DOH	
13	Monthly District Conference	Forum	RDO 71, BIR Office, 9 AM	BIR	
13	Monthly District Conference	Forum	RDO 73, San Jose, Antique	BIR	
14	Provincial and City Elimination of Statistics Quiz (HS Level) in collaboration with City and Provincial Government	Contest	TBA	UPV/City & Province of Iloilo	
15	Deadline of submission of final manuscript of accepted Papers	IEC		NSCB	
21	Regional Finals of Statistics Quiz (HS Level) in collaboration with NEDA6	Contest	TBA	UPV/NEDA6	

Date	Activity	Type	Venue/Time	Sponsoring Agency	Remarks
18 & 20	Lecture on New Generation Currency, Clean Note Policy, Laws on Philippine Currency	IEC	BSP Iloilo 9-11 am	BSP	
19	Seminar on New Registrants	IEC	RDO 71, BIR Office, 1 PM	BIR	
11-21	Statistical Exhibits	Exhibit	Capiz Provincial Capitol	Capiz Provincial Government & all participating agencies	
14	Conduct of Provincial Statistics Quiz - participated by 20 High Schools	Contest	UNO-R Auditorium	PPDO, UNO-R, in coordination w/DepEd	
19-21	Conduct of Statistical Bulletin Board Contest	SBBs	PAC Bldg. & District Hosps. of Neg. Occ.	PPDO, Neg. Occ.	
21	Participation to Regional Stat. Quiz	Contest	Iloilo City	PGNO, NEDA	
1-31	Conduct of Information Advocacy of the NSIC to different institutions	IEC	Province wide	PPDO, Neg. Occ.	
every Sunday for the month of October	Radio Guesting	IEC	DYKA	Aklan Provincial Government	
21	Statistical Quiz	Contest	NEDA, Iloilo City	Provincial Government of Aklan	
14	Provincial and City Elimination of Statistics Quiz (HS Level) in collaboration with City and Provincial Government	Contest	TBA	UPV/Iloilo City & Province	
18 & 20	Lecture on New Generation Currency, Clean Note Policy, Laws on Philippine Currency	Lecture	BSP Iloilo 9-11 am 4 pm	BSP	
20	Statistics Analysis Contest	Contest	RDC Hall, NEDA	CHED	
21	Regional Finals of Statistics Quiz	Contest	TBA	UPV/NEDA6	
21-25	Judging of Statistical Bulletin Board/Statistical Data Board Contest	Contest		DA, NIA	

Date	Activity	Type	Venue/Time	Sponsoring Agency	Remarks
24-28	Advance Excel Training for the Technical & Research Staff of the Broiler and Swine Information & Early Warning System (BSI-EWS) Region VI	Training	Iloilo City	DA-RFU 6/SRTC/BAS	
24-28	National Data Review & Validation of 3rd Quarter Production Estimates and firming up of 1st 3 quarters performance of Agriculture and Fisheries	Workshop	BAS Quezon City	BAS	
24-30	Western Visayas Housing Fair	Fair	Bacolod Robinson's Mall	HUDCC	
25	Provincial Statistics Quiz - Provincial PSQ Elimination	Quiz		NSO Provincial Offices	
26	Western Visayas Statistical Congress	Forum	TBA	NSCB	
26	Seminar on New Registrants	Forum	RDO 71, BIR Office, 1 PM	BIR	
26-27	Tax Mapping	Field Work	Province of Aklan	BIR	
26-28	Tax Mapping	Field Work	Pandan, Sebaste & Libertad, Antique	BIR	
27	20th PSQ Provincial Elimination	Quiz	Hall of Governors, Province of Capiz	Capiz Provincial Government	
27	22nd NSM Closing Ceremonies	Program	Sarabia Manor Hotel	Chair BSP, Co Chair-PSA; Members:	
31	Data presentation and closing /awarding program	IEC	Hall of Governors, Province of Capiz	Capiz Provincial Government and all participating agencies	
1-31	Finalization of the Special Survey of Rice Physical Areas (SSRPA) in Western Visayas	Statistical Activity	All provinces - Aklan, Antique, Capiz, Guimaras, Iloilo & Negros Occidental	DA-GMA Rice RFU6/BAS	
31	Closing and Awarding Ceremonies of the Provincial Observance of the 19th NSM Celebration	Program	Social Hall, Provincial Capitol	PPDO, Neg. Occ.	

Date	Activity	Type	Venue/Time	Sponsoring Agency	Remarks
TBA	Advocacy - Radio Program	IEC	DYRI Iloilo	DA	
TBA	Cable Broadcast	IEC	Passi Local TV Cable Station	Passi CPDO	
TBA	Tree Planting	IEC	TBA	interagency	
TBA	Provincial and City Elimination of Statistics Quiz (HS Level) in collaboration with City and Provincial Government	Contest	TBA	UPV/Iloilo City & Province	
TBA	Focus Group Discussion	IEC	NSIC Aklan	PPDO/NSO	
TBA	Philippine Statistics Quiz	Contest	ASU, Banga	NSO & Provincial Government of Aklan	
TBA	In-House ENR Statistical Exhibit	Exhibit	Regional Office Lobby	DENR Sectoral Offices	
TBA	Regional ENR Stat Quiz (Provincial and Regional)	Contest	Regional and Field Offices	DENR	
TBA	Plant a Tree - Green Productivity		Maasin, Iloilo Watershed	DENR & RTWPB	
TBA	Selection, Awarding of 2011 Productivity Olympics Winners	Olympics	Manila	NWPC/RTWPBs	
TBA	Data User's Forum - Data Presentation on Financial Statistics	Lecture	BSP Roxas	BSP	
<b>NOVEMBER</b>					
1-30	DOT-JICA TDPT 3rd Session	IEC	TBA	DOT-JICA	
17	20th PSQ Regional Championship	Quiz	Iloilo City	Capiz Provincial Government	
TBA	Post NSM Evaluation Workshop of the 22nd NSM	meeting	TBA	TBA	

# Region VII – Central Visayas



Annual Per Capita Poverty Threshold, Poverty Incidence and Magnitude of Poor Families, by Region and Province: 1991, 2003, 2006 and 2009

Region/Province	Annual Per Capita Poverty Threshold (in Pesos)				Poverty Incidence among Families (%)							Magnitude of Poor Families		
	1991 <sup>a/</sup>	2003	2006	2009	Estimates (%)				Coefficient of Variation			Estimate		
					1991 <sup>a/</sup>	2003	2006	2009	2003	2006	2009	2003	2006	2009
PHILIPPINES	5,776	10,976	13,348	16,841	28.3	20.0	21.1	20.9	2.3	2.3	2.1	3,293,096	3,670,791	3,855,730
Region VII	5,444	11,798	14,468	17,848	36.9	32.1	33.5	30.2	6.5	6.4	6.3	389,818	432,870	415,303
Bohol		12,060	14,746	18,062		40.2	43.7	41.0	9.8	11.0	11.0	90,735	104,032	102,522
Cebu		12,465	15,227	18,675		25.4	27.0	25.2	9.9	9.4	9.1	185,624	211,406	213,162
Negros Oriental		10,371	12,653	15,539		43.6	44.4	36.4	11.1	11.4	11.5	105,334	112,585	91,387
Siquijor <sup>b/, c/</sup>		11,116	13,567	16,631		45.5	25.8	32.8	24.2	28.0	21.4	8,125	4,847	8,232

Annual Per Capita Food Threshold, Subsistence Incidence and Magnitude of Subsistence Poor Families, by Region and Province: 1991, 2003, 2006 and 2009

Region/Province	Annual Per Capita Food Threshold (in Pesos)				Subsistence Incidence among Families (%)							Magnitude of Subsistence Poor Families		
	1991 <sup>a/</sup>	2003	2006	2009	Estimates (%)				Coefficient of Variation			Estimate		
					1991 <sup>a/</sup>	2003	2006	2009	2003	2006	2009	2003	2006	2009
PHILIPPINES	3,983	7,577	9,257	11,686	13.3	8.2	8.7	7.9	3.4	3.3	3.2	1,357,833	1,511,579	1,453,843
Region VII	3,812	8,150	10,069	12,410	19.7	16.0	17.1	13.2	9.5	8.7	9.5	194,352	220,692	181,649
Bohol		8,423	10,295	12,612		20.8	25.2	19.3	14.1	14.0	16.1	46,824	59,885	48,307
Cebu		8,662	10,617	12,976		11.4	12.6	10.6	15.0	12.3	14.5	83,528	98,414	89,940
Negros Oriental		7,242	8,836	10,841		24.9	23.3	16.6	15.9	17.2	17.0	60,100	59,164	41,827
Siquijor <sup>b/, c/</sup>		7,764	9,476	11,616		21.8	17.2	6.3	43.9	32.7	53.6	3,900	3,229	1,575

Notes: a/ Provincial estimates were not generated due to limitations of the sampling design of the 1991 Family Income and Expenditure Survey.

b/ Coefficient of variation of 2009 subsistence incidence among families is greater than 20%.

c/ Province with sample size less than 100.

**22<sup>nd</sup> National Statistics Month  
Calendar of Activities  
CENTRAL VISAYAS**

Date	Activity	Type	Venue/Time	Sponsoring Agency	Remarks
<b>SEPTEMBER</b>					
23	Presentaion of the 2011 Central Visayas Regional Statistical Compendium to the RDC for Approval	IEC	Dumaguete City	RSCC 7	
31	Printing of the Updated Regional Statistical Compendium (2nd Ed)	IEC		RSCC 7	
<b>OCTOBER</b>					
1-31	Hanging of Streamer	IEC	ROC and POCs	BAS	
1-31	Hanging of Streamer	IEC	DOT Regional Office	DOT VII	
1-31	Hanging of Streamer	IEC	In front of offices	NEDA 7, NSO 7, BAS 7, BAS-Cebu and other RSCC-member agencies, LGUs and Provincial offices of NSO	
1-31	Statistical Display	Exhibit	BAS 7 Office	BAS 7	
1-31	Book Display and Exhibit of Statistical Information as the CRS Area	Exhibit	NSO 7, NSO Siquijor, Siquijor State College	NSO 7 and NSO Siquijor	
1-31	Distribution of Stats in a Flash (October Issue)	IEC	LGUs and Schools in Bohol	NSO Bohol	
1-31	Distribution of NSO statistical publications and special releases	IEC	Government agencies, LGUs and People's Organizations	NSO Siquijor	
1-31	Bulletin Board	Exhibit	NSO Bohol	NSO Bohol	
1-31	Information Drive: Importance of Statistics and Civil Registry	Forum	Schools, selected barangays in Negros Oriental	NSO-LCR Negros Oriental	
1-31	Mobile Registration	IEC	Selected barangays in Negros Oriental	NSO-LCR Negros Oriental	

Date	Activity	Type	Venue/Time	Sponsoring Agency	Remarks
1-31	Pinning of 22nd NSM Logo/Stickers on office IDs and incoming/outgoing mails of NSO	IEC	NSO-Siquijor	NSO Siquijor	
1-31	Motorcade	IEC	TBA	Will join the NSO Motorcade (DOT 7)	
1	Press Release/Announcement of the NSM Celebration	IEC	Siquijor Province	NSO Siquijor	
1, 8, 15, 22	Statistics Quiz over FM Radio	Contest	Every Saturday	DOT VII	
2-3	Orientation of BSI-EWS	IEC	TBA	DA 7 / BAS 7	
2-3	Participation in the Philippine Statistical Quiz	Contest	TBA	NSO (BAS)	
2-3	Motorcade	IEC	TBA with NSO	NSO, BAS	
3	2011 NSM Motorcade	IEC	Major thoroughfares in Cebu City	NSO 7	
6	Mobile Services and Information Dissemination	IEC	TBA	GMA 7	
7	Information Dissemination	IEC	TBA	NSO 7, host school	
7	Tree Planting	IEC	Liloan, Cebu	NSO-CRS Cebu	
7-10	Provincial Data Review	Forum	BAS-Cebu	BAS-Cebu	
10-14	Radio Interview/Guesting	Radio Plug	DYAR Studio 11:00am to 12nn	PAI 7 and Association of Gov't Information Officers 7	
10-14	Radio Interview/Guesting	Radio Plug	NSO 7	PIA 7 and Association of Gov't Information Officers 7	
10-14	Radio/TV Interview/Guesting	Radio Plug	CCTN Studion (10:00am to 12nn)	PAI 7 and Association of Gov't Information Officers 7 CCTN 47	
13	TV Interview: Special Kapihan on the Community-Based Monitoring System (CBMS)	TV Plug	DILG 7	RSCC 7 (NEDA, DILG, LGU)	

Date	Activity	Type	Venue/Time	Sponsoring Agency	Remarks
13-15	Regional Data Review	Forum	BAS 7	BAS 7	
14	Visit to Home for the Aged or orphanages	IEC	TBA	NSO-CSR Cebu	
Wk 2	Provincial Data Review and Validation of 3rd Quarter PCPS, BLPS, CLPS, Other Crops, Fisheries Production and Prices	Forum	BAS-POCs: Bohol, Cebu, Negros Or., Siquijor	BAS	
15	Data Dissemination on the Final Results of the POPCEN and 2009 FIES	IEC	Siquijor State College	NSO Siquijor	
17-28	Symposium in Jagna	Forum	Central Visayas Institute	NSO Bohol	
17-28	Symposium in Tubigon	Forum	Mater Dei School	NSO Bohol	
17-28	Symposium in Tagbilaran City	Forum	University of Bohol	NSO Bohol	
17-28	Slogan/Essay Contest	Contest	City DepEd Auditorium	NSO Bohol and DepEd	
20	Lecture/Presentation of the Official Statistics of NSO	Forum	Bohol Cebu	NSO Bohol NSO Cebu	
Wk 3	Provincial Data Review and Validation of 3rd Quarter PCPS, BLPS, CLPS, Other Crops, Fisheries Production and Prices	Forum	BAS ROC VII, Cebu City	BAS	
22	Data Dissemination of the Final Results of the 2007 POPCEN and 2009 FIES	IEC	Balite Institute of Technology, Siquijor	NSO Siquijor	
26	Tree Planting	IEC	Balamban, Cebu	NSO-CSR Cebu	
28	Information Dissemination in Various Schools	IEC	Within Cebu Province	NSO 7	
28	Feeding in Day Care Center	IEC	Brgys. Tinago and Sto. Niño, Cebu City	NSO-CSR Cebu	
28	Sportsfest	IEC	San Roque Gym, Cebu	NSO Cebu	
30	NSM Mangrove Tree Planting	IEC	Brgy. Luyang, Siquijor	NSO Siquijor, Brgy. Luyang Officials, DENR	

Date	Activity	Type	Venue/Time	Sponsoring Agency	Remarks
31	Trivia Questions on Statistics Matters	Contest	NSO 7 CRS	NSO 7 CRS	
31	Launching of the Updated Regional Statistical Compendium (2nd ed.)	IEC		RSCC 7 and NEDA 7	
31	Provincial Statistical Quiz Bowl (Eliminations)	Contest	University of San Carlos	NSO Cebu	
31	Regional Statistical Quiz Bowl	Contest	NSO 7	NSO 7	

# Region VIII – Eastern Visayas



Annual Per Capita Poverty Threshold, Poverty Incidence and Magnitude of Poor Families, by Region and Province: 1991, 2003, 2006 and 2009

Region/Province	Annual Per Capita Poverty Threshold (in Pesos)				Poverty Incidence among Families (%)							Magnitude of Poor Families		
					Estimates (%)				Coefficient of Variation			Estimate		
	1991 <sup>a/</sup>	2003	2006	2009	1991 <sup>a/</sup>	2003	2006	2009	2003	2006	2009	2003	2006	2009
PHILIPPINES	5,776	10,976	13,348	16,841	28.3	20.0	21.1	20.9	2.3	2.3	2.1	3,293,096	3,670,791	3,855,730
Region VIII	5,023	9,850	11,885	15,910	37.7	30.2	31.1	33.2	5.9	5.8	5.3	227,458	253,347	287,156
Biliran <sup>b/</sup>	9,225	11,071	15,022		32.3	25.6	28.0		7.3	33.0	23.1	9,508	8,216	11,616
Eastern Samar	10,106	12,195	16,385		29.8	37.6	45.8		19.0	9.5	10.9	22,642	31,165	41,359
Leyte	9,613	11,570	15,500		29.2	28.5	27.8		8.9	9.0	8.8	99,082	104,260	110,214
Northern Samar	10,374	12,509	16,684		37.4	43.3	41.7		15.5	14.7	13.5	38,393	47,234	45,023
Southern Leyte	10,383	12,516	16,707		28.7	22.6	30.3		14.6	9.5	14.3	21,605	18,403	24,389
Western Samar	9,628	11,594	15,512		27.5	30.8	36.9		15.5	13.1	12.3	36,229	44,068	54,554

Annual Per Capita Food Threshold, Subsistence Incidence and Magnitude of Subsistence Poor Families, by Region and Province: 1991, 2003, 2006 and 2009

Region/Province	Annual Per Capita Food Threshold (in Pesos)				Subsistence Incidence among Families (%)							Magnitude of Subsistence Poor Families		
					Estimates (%)				Coefficient of Variation			Estimate		
	1991 <sup>a/</sup>	2003	2006	2009	1991 <sup>a/</sup>	2003	2006	2009	2003	2006	2009	2003	2006	2009
PHILIPPINES	3,983	7,577	9,257	11,686	13.3	8.2	8.7	7.9	3.4	3.3	3.2	1,357,833	1,511,579	1,453,843
Region VIII	3,501	6,884	8,317	11,126	18.8	11.1	13.5	14.4	10.2	10.3	9.9	83,573	110,071	124,547
Biliran <sup>b/</sup>	6,474	7,744	10,474		10.3	10.1	8.2		12.2	19.3	47.7	3,034	3,247	3,411
Eastern Samar <sup>b/</sup>	7,056	8,504	11,426		13.5	15.6	25.7		26.0	27.3	21.3	10,305	12,886	23,213
Leyte	6,699	8,058	10,790		11.4	12.0	10.2		14.6	12.6	16.6	38,506	43,946	40,547
Northern Samar <sup>b/</sup>	7,252	8,727	11,618		12.8	25.1	20.1		30.6	21.6	25.0	13,079	27,401	21,715
Southern Leyte <sup>b/</sup>	7,252	8,742	11,669		10.2	6.0	10.1		32.6	28.8	31.6	7,669	4,874	8,141
Western Samar <sup>b/</sup>	6,736	8,089	10,833		8.3	12.4	18.6		28.4	24.9	21.8	10,978	17,716	27,520

Notes: a/ Provincial estimates were not generated due to limitations of the sampling design of the 1991 Family Income and Expenditure Survey.

b/ Coefficient of variation of 2009 subsistence incidence among families is greater than 20%.

c/ Province with sample size less than 100.

**22<sup>nd</sup> National Statistics Month  
Calendar of Activities  
EASTERN VISAYAS**

Date	Activity	Type	Venue/Time	Sponsoring Agency	Remarks
<b>SEPTEMBER</b>					
1-30	Getting the Pulse of Eastern Visayas Tourism Industry	IEC	All Airports and Seaports in Eastern Visayas	DOT-Region VIII (Joint Project with German Development Cooperation (GDC), PSP, DTI-Region VIII)	
5-9	Training on Statistical Analysis and Report Writing	IEC	EVSU Computer Lab, Tacloban City	EVSU, SRTC, RSCC	
8	Statistical Quiz Elimination Round	Contest	PIT CHIC 8:00am	Math and Science Dept. PIT	
15	Statistical Quiz Final Round	Contest	PIT CHIC	Math and Science Dept. PIT	
15	Dissemination of Regional/Provincial/City MDG Watch	IEC	NSCB Office, website	NSCB	
16	Visit to Statistical Agencies in Tacloban City by BS in Statistics Students of VSU	IEC	NSCB, NSO, BAS	VSU	
16	Statistical Quiz Show	Contest	EVSU GS Function Room	JPASA-EVSU	
19-23	Collection of Social Welfare Data in Baybay City	IEC	Baybay City	VSU	
23-30	Dissemination of Issuance on National Statistics Month	IEC	Prov'l and Municipal LGUs	DILG Biliran	
26-30	Coordination with NSO for Information Materials	IEC	NSO Southern Leyte	DILG Southern Leyte	
27	Press Release on the 22nd NSM	IEC	Print, Radion and TV Stations, Web	NSCB	
27 & 29	Radio and TV Guestings	IEC	PIA, AM Stations	PIA	
29-31	Putting Up of Exhibit on Social Welfare Statistics	Exhibit	VSU	VSU	

Date	Activity	Type	Venue/Time	Sponsoring Agency	Remarks
Sep-Oct	Getting the Pulse of Eastern Visayas Tourism Industry	IEC	All Airports and Seaports in Eastern Visayas	A Joint Project of German Development Cooperation (GIZ) - PSP, DTI 8 and DOT 8	
Sep-Oct	Production of News and Photo Releases	IEC	PIA Regional and Provincial Offices	PIA Regional and Provincial Offices	
<b>OCTOBER</b>					
1-31	Hanging of Streamer	IEC	BAS ROC and POCs	BAS	
1-31	Display of Statistical Products	Exhibit	BAS ROC and Site for NSM Exhibits	BAS	
1-31	Hanging of Streamer	IEC	Respective Offices	DILG Regional Office, LTO, BJMP, NMP, DENR, EMB, NEDA, NSCB, DSWD, DOLE, NSO, DTI, DA, PNP, EVSU, TESDA, DOH, BSP, DBM, GSIS, DOT, PhilHealth	
1-31	Getting the Pulse of Eastern Visayas Tourism Industry	IEC	All Airports and Seaports in Eastern Visayas	DOT-Region VIII (Joint Project with German Development Cooperation (GDC), PSP, DTI-Region VIII)	
1-31	Presentation of Results of the Tourist Satisfaction Survey to the Tourism Officers and End-Users	IEC	TBA	DOT-Region VIII and ATOP-Eastern Visayas	
3	PC-AXIS Training	IEC	BAS ROC	BAS	
3	Motorcade	IEC	BAS-Eastern Samar Borongan Plaza 7:00am	NSO-LGU Borongan	
3-7	Quick Tourism Stat on Facebook	IEC		DOT 8	

Date	Activity	Type	Venue/Time	Sponsoring Agency	Remarks
3-31	Statistical Exhibit	Exhibit	Respective officer	NSO Regional Office, DepEd, DSWD, DENR, DOST, DOT, DTI, DOH, LTO, BSP, PhilHealth, NSCB	
3-31	Radio and TV Guestings	IEC	TV and Radion Stations	PIA Regional Office	
3-31	Statistical and Civil Registration Campaign	IEC	Selected Schools	NSO, LGU, DILG and LCR	
3-31	Stat Trivia on Air, TV and Print Media	IEC	AM Stations, Fil Products	NSO, AM Stations, Fil Products, Leyte Samar Daily Express	
3, 10, 17, 24	Monday Quiz for Stat Personnel	Contest	NSO Office	NSO	
5	Announcement of the different NSM activities during the Flag Ceremony Program	IEC	EMB Office	EMB 8	
6	Launching Activities	IEC	TBA	DSWD	
6	Advocacy on the 2011-2016 Regional Development Plan	IEC	TBA	NEDA	
6	Essay Writing Contest	Contest	TBA	DSWD	
6	Slogan Writing Contest		TBA	DSWD	
6	Quiz	IEC	TBA	DSWD	
6-7	Viewing of Statistical Exhibits	Exhibit	Robinsons Place Tacloban	DSWD, DOH, DOT, NSO, DENR, DepEd, DILG, BSP, DOST, DOLE, DTI, SSS, GSIS, PhilHealth, Pag-Ibig Fund, NSCB	
7	Setting up of NMP Statistical Board	IEC	NMP Admin. Bldg. lobby	NMP	
1st Wk of October	Quick Tourism Statistics thru Facebook	IEC	DOT-Region VIII, Tacloban City	DOT-Region VIII	
8	Run for Health	IEC	Tacloban City - Palo, Leyte	PhilHealth	
8, 15, 22 & 29	Information dissemination through DYBR Radio Station	IEC	DYBR Radio Station	LGU Tacloban City	

Date	Activity	Type	Venue/Time	Sponsoring Agency	Remarks
10	Presentation of 2010 SLGR	IEC	DILG Regional	DILG	
10-14	Display Chart at DOT8 Office on Tourist Statistical Update	Exhibit	DOT8 Office	DOT8	
11-22	Siday Writing Contest	Contest	DYVL	PIA/DYVL	
2nd Wk of October	Exhibit on Tourism Statistical Updates	Exhibit	DOT-Region VIII, Tacloban City	DOT-Region VIII	
Wk 2	Provincial Data Review and Validation of 3rd Quarter PCPS, BLPS, CLPS, Other Crops, Fisheries Production and Prices	Forum	All Provinces: Leyte, Samar, Southern Leyte, Northern Samar, Biliran	BAS	
17	Occupational Safety and Health in Eastern Visayas: A Situationer	IEC	DOLE Training Center	DOLE	
17-21	Dialogue with Data Users (NGAs)	IEC	DSWD Office	DSWD	
Wk 3	Provincial Data Review and Validation of 3rd Quarter PCPS, BLPS, CLPS, Other Crops, Fisheries Production and Prices	Forum	BAS ROC	BAS	
21	Orientation on Anti-Sexual Harassment Law for NEDA Staff	IEC	NEDA Office	NEDA	
21	Conduct of MIS Seminar - Workshop	IEC	TBA	LTO RO8	
21	Dissemination of StatView	IEC	NSCB Office, website	NSCB	
24-28	In-House Training-Workshop on Statistical Indicators	IEC	NSO Office	NSO	
24-28	Data Sharing with NGOs, POs and CSOs	IEC	DSWD Office	DSWD	
26	Tree Planting (National Greening Program)	IEC	Brgy. Utap, Tacloban City	DENR	
28	Echo-Learning Session on Statistics related Trainings attended by employees	IEC	NMP Conference Room	NMP	
31	Closing Ceremonies	IEC	TBA	GSIS, SSS, PhilHealth, & Pag-Ibig Fund	

Date	Activity	Type	Venue/Time	Sponsoring Agency	Remarks
TBA	Activity on 4Ps Convergence	IEC	TBA	DOH, DSWD, DILG, DepEd, Concerned LGUs	
TBA	Pensioners' Day	IEC	Ormoc City	GSIS, PhilHealth and other participating agencies and LGUs	
TBA	Data Sharing with LGUs	IEC	TBA	DSWD	
TBA	Distribution of Checks/Cash to Social Pensioners of DSWD	IEC	TBA	DSWD	
TBA	Distribution of Checks/Cash to Farmers and Fishermen Beneficiaries of DSWD	IEC	TBA	DSWD	
TBA	Launching of LGU Scorecards	IEC	TBA	DOH and DILG	
TBA	Attendance to DENR Annual Statistical Assessment Workshop	IEC	DENR CO	DENR	
TBA	Child Protection related projects presentation (this also includes video presentation)	Forum	Tacloban City	Plan Philippines	
TBA	Participation in National Stat Quiz	Contest	DENR Central Office	DENR (RSD)	
TBA	Presentation of Results of Tourist Satisfaction Survey to the Tourism Officers and Data End-users	Forum	TBA	DOT8 and OTOP-Eastern Visayas	
TBA	Distribution of Fact Sheets re: Agency Thrusts	IEC	PPA-DOJ Regional and Field Offices	PPA-DOJ Regional and Field Offices	
<b>Provinces</b>					
3	Launching Activities Motorcade	IEC	Borongan City	Eastern Samar LGU, NSO, DILG	
	Holy Mass	IEC	NSO Office	NSO Northern Samar	
	Opening Program	IEC	Catarman	Samar	
	Holy Mass		Redaja Hall,	Statistical Community	
	Motorcade	IEC	DepEd, Catbalogan		
	Program	IEC			

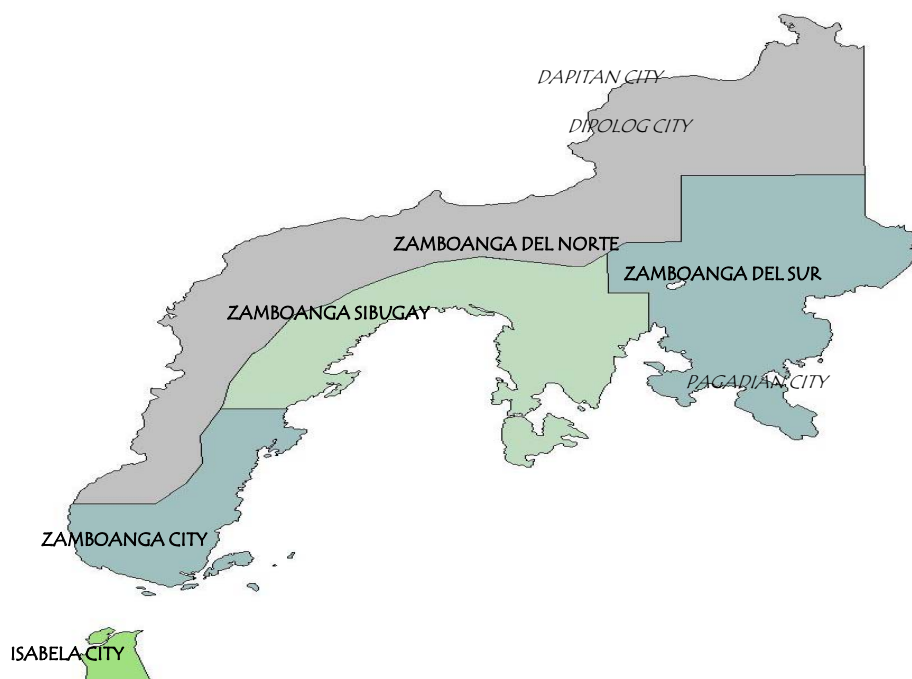
Date	Activity	Type	Venue/Time	Sponsoring Agency	Remarks
	Holy Mass	IEC	Maasin Cathedral	NSO Southern Leyte and other agencies	
	Opening Program	IEC	TBA		
3	On-the-Spot Painting Contest	Contest	NSO	NSO Northern Samar	
3-7	Posting of NSU relevant statistical data	Exhibit	Strategic places inside the campus	NSU	
3-7	Distribution of Information Materials to Field Offices	IEC	DILG Southern Leyte Provincial Office	DILG Southern Leyte	
3-7	Assessment & Field Validation of ENR Sectoral Statistical Reports (data needed in SRS workshop at DENR, Central Office)	IEC	PENRO/CENRO	DENR RO	
3-31	Statistical Exhibit	Exhibit	Respective Offices	NSO Provincial Offices, PPDO Leyte	
3-31	Hanging of Streamer	IEC	Respective Offices	DILG Provincial/City Offices, PPDO Southern Leyte, PPDO-Leyte, NSO Provincial Offices, PIT, NSU	
3-31	Stat Trivia on Air	Contest	DYSM	NSO and PIA	
3-31	Statistical and Civil Registration Information Campaign re: Attend SB Sessions at LGUs	IEC	Sangguniang Bayan Session Hall	NSO Southern Leyte/LCROs/LGUs	
3-31	Civil Registration Seminars for Elementary and High School Teachers	IEC	Selected Schools	NSO Southern Leyte/Selected Schools	
3-31	Statistical/Civil Registration Symposium	IEC	Maasin City College and Saint Joseph College	NSO Southern Leyte and concerned schools	
3-31	Radio and TV Guestings	IEC	TV and Radio Stations nationwide	PIA Provincial Offices	
3-31	Statistical and Civil Registration Campaign	IEC	Selected Schools	NSO, LGU, DILG & LCR	

Date	Activity	Type	Venue/Time	Sponsoring Agency	Remarks
3-31	Data Dissemination on the Recent Price and Vital Statistics	Forum	Secondary schools and colleges	NSO Biliran in coordination with DepEd	
3-31	Statistical Exhibit	Exhibit	Provincial Office	NSO Biliran	
3-31	Stat Quiz on Air	Contest	Radyo Natin/PIA	NSO Biliran	
3-31	Distribution of Special Edition of 2011 NSM QuickStat	IEC	Schools, LGUs and NGAs	NSO Biliran	
4-29	Civil Registration Quiz	Contest	Selected LGUs	NSO Leyte/LGUs	
4-29	NSO Awareness Forum in Selected Public and Private Schools and Statistics Quiz Show	Contest/Forum	Secondary/Tertiary Schools	NSO Leyte/Selected Schools	
4-29	Updating of NSO Information Centers	IEC	NSO Accredited Info Centers	NSO Leyte	
7	Re-Launching of the ESSU Profile and Statistics Bulletin	IEC	ESSU Main Campus Borongan City	Planning Statistics Office, ESSU	
7	FIES Data Dissemination to NSO Employees	IEC	NSO Leyte	NSO Leyte	
7, 14, 21, 28	Radio Guestings	IEC	Radio Stations	NSO Leyte	
10-14	Conduct of Mathematical/Statistical Quiz	Contest	Multi-media center NSU	NSU	
11	Hands-on Training of SPSS for BSAS Students	IEC	Samar State University	NSO Samar, SSU	
12-21	Statistical Quiz	Contest	Borongan City, Guiuan, Quinapondan, Dolores, Llorente, San Julian	DepEd, LGU, NSO, DILG	
14	Intercollegiate Statistics Quiz	Contest	Multi Purpose Hall, ESSU Main Campus	College of Education, ESSU	
14	Statistics Quiz Bee	Contest	Redaja Hall, DepEd, Catbalogan City	NSO E. Samar, DepEd, Statistical Community	
15	Data Awareness Forum	Forum	UEP Campus	NSO Northern Samar	

Date	Activity	Type	Venue/Time	Sponsoring Agency	Remarks
16	Data Awareness Forum	Forum	CSLRMI Campus	NSO Northern Samar	
18	FIES Data Dissemination to members of Statistical Community	IEC	Waling-waling Inn, City of Catbalogan	NSO Samar	
21	Philippine Statistics Quiz	Contest	EVSU/8:00AM	NSO Leyte/EVSU/ LCRPA	
21-22	Seminar - Workshop on Statistical Analysis of Research Data Using SPSS	IEC	Multi Purpose Hall, ESSU Main Campus	College of Engineering and Technology, ESSU	
25	Public Use File (PUF) Training	IEC	NSO Leyte	NSO Leyte	
25	Provincial Stat Quiz - Secondary	Contest	NSO Biliran	NSO Biliran	
25	2011 Provincial PSQ	Contest	NSO Biliran	NSO Leyte	
26-27	Basic Computer Training (to include MS Office, Excel and Powerpoint and NSO Applications)	IEC	NSO Biliran	NSO Biliran	
26-27	2010 Census of Population and Housing Data Dissemination	IEC	NSO Leyte	NSO Leyte	
27-28	Seminar - Workshop on Statistical Analysis of Research Data Using SPSS	IEC	Conference Room ESSU Main Campus, Borongan City	Research and Development Services Office, ESSU	
28	Closing Ceremonies - Samar	IEC	Redaja Hall	NSO, DepEd and Statistical Community	
31	Closing Program - Northern Samar	IEC	NSO Office	NSO Northern Samar	
31	Culmination Activity : Bundle of Joy/Gift Giving Activity	IEC	TBA	NSO So. Leyte and concerned agencies	
TBA	Information, Education & Communication (IEC) Campaign	IEC	LGUs	DILG Leyte	
TBA	Completion of CBMS Data	IEC	LGUs	DILG Leyte	
TBA	Career Motivation Seminar in Statistics	IEC	Selected High Schools in Baybay City and Albuera, Leyte	VSU	

Date	Activity	Type	Venue/Time	Sponsoring Agency	Remarks
TBA	Conduct Symposia on the functions of NSO to at least five different schools/agencies in the province of Eastern Samar	IEC	To be arranged	NSO E. Samar	

# Region IX – Zamboanga Peninsula



Annual Per Capita Poverty Threshold, Poverty Incidence and Magnitude of Poor Families, by Region and Province: 1991, 2003, 2006 and 2009

Region/Province	Annual Per Capita Poverty Threshold (in Pesos)				Poverty Incidence among Families (%)						Magnitude of Poor Families			
					Estimates (%)				Coefficient of Variation		Estimate			
	1991 <sup>a/</sup>	2003	2006	2009	1991 <sup>a/</sup>	2003	2006	2009	2003	2006	2009	2003	2006	2009
PHILIPPINES	5,776	10,976	13,348	16,841	28.3	20.0	21.1	20.9	2.3	2.3	2.1	3,293,096	3,670,791	3,855,730
Region IX	4,822	9,642	11,810	15,160	32.0	40.5	34.2	36.6	7.1	9.3	6.7	237,898	224,378	242,285
Zamboanga del Norte		9,735	11,911	15,279		59.5	54.1	52.9	8.3	8.6	7.9	102,074	101,511	109,745
Zamboanga del Sur		9,309	11,400	14,655		29.7	23.4	26.2	11.6	17.1	11.7	89,080	79,117	88,154
Zamboanga Sibugay		10,060	12,356	15,897		43.3	34.1	43.2	14.0	15.0	10.9	43,296	39,171	40,067
Isabela City <sup>b/, c/</sup>		9,790	11,953	15,411		23.4	29.6	17.2	64.7	53.1	28.3	3,448	4,579	4,320

Annual Per Capita Food Threshold, Subsistence Incidence and Magnitude of Subsistence Poor Families, by Region and Province: 1991, 2003, 2006 and 2009

Region/Province	Annual Per Capita Food Threshold (in Pesos)				Subsistence Incidence among Families (%)						Magnitude of Subsistence Poor Families			
					Estimates (%)				Coefficient of Variation		Estimate			
	1991 <sup>a/</sup>	2003	2006	2009	1991 <sup>a/</sup>	2003	2006	2009	2003	2006	2009	2003	2006	2009
PHILIPPINES	3,983	7,577	9,257	11,686	13.3	8.2	8.7	7.9	3.4	3.3	3.2	1,357,833	1,511,579	1,453,843
Region IX	3,374	6,744	8,226	10,587	16.5	25.1	17.9	18.6	10.1	13.0	10.0	147,137	117,655	122,893
Zamboanga del Norte		6,796	8,308	10,660		43.9	32.4	31.4	11.1	13.1	13.3	75,346	60,737	65,066
Zamboanga del Sur		6,483	7,912	10,217		15.2	11.6	11.5	19.0	23.9	16.4	45,633	39,169	38,619
Zamboanga Sibugay		7,015	8,625	11,067		25.0	13.5	20.1	20.5	23.0	16.4	25,065	15,492	18,693
Isabela City <sup>b/, c/</sup>		6,808	8,360	10,694		7.4	14.6	2.1	78.9	46.5	77.2	1,093	2,257	516

Notes: a/ Provincial estimates were not generated due to limitations of the sampling design of the 1991 Family Income and Expenditure Survey.

b/ Coefficient of variation of 2009 subsistence incidence among families is greater than 20%.

c/ Province with sample size less than 100.

**22<sup>nd</sup> National Statistics Month  
Calendar of Activities  
ZAMBOANGA PENINSULA**

<b>Date</b>	<b>Activity</b>	<b>Type</b>	<b>Venue/Time</b>	<b>Sponsoring Agency</b>	<b>Remarks</b>
<b>SEPTEMBER</b>					
5-9	Issuance of memo to all LGUs enjoining them to support the NSM	IEC	Pagadian City	DILG IX	
Wk 4	Press Release on 22nd NSM celebration	IEC	local newspapers	NSCB IX, RSCC	
<b>OCTOBER</b>					
1-31	Hanging of Streamers	IEC	BAS ROC and POCs	BAS	
1-31	Advocacy of NSO 2011 in the NEDA IX Website	IEC	Online	NEDA IX	
1-31	Book Display of New NSO Publications & Exhibit of Statistical Information Materials at NSO RO/PO Bulletin Boards	Exhibit	NSO IX RO/PO	NSO Region IX	
1-31	Distribution of NSO Statistical Publications, Flyers and Brochures	IEC	Diff. NGAs, LGUs, Pos, Clients of NSO CRS Outlets	NSO Region IX	
1-31	Pinning of the 22nd NSM Logo/Stickers on Office IDs and in/outgoing mails of NSO	IEC	NSO Region IX	NSO Region IX	
1-31	Condustr of Interschool Forum on NSO Products and Services	Forum	Selected Colleges and Universities and HS Institutions in Region IX	NSO IX Regional Office	

Date	Activity	Type	Venue/Time	Sponsoring Agency	Remarks
1-31	Hanging of streamers	IEC	Façade of participating offices	NSCB, DSWD, NCMB, DOST, NNC, CAAP, MGB, DFA, BIR, ZCPDO, Telecommunication Office, DILG, PPA, DOT, PNP (regional office, 3 provinces, 5 cities, and 76 municipalities), DPWH, BFP, NEDA, BAS (region and Pagadian City, Zamboanga del Sur, DENR region and field offices, DOLE region and provincial offices, Ateneo de Zamboanga University, NSO Zamboanga del Sur, NSO Regional Office, NSO Zamboanga del Norte, POPCOM, DepEd, DOH-CHDZP, ZSCMST, WMSU	
1-31	Statistical Exhibit/Display	Exhibit	Bulletin/ Databoards of participating offices	NSCB, DOLE, NEDA, DOH, DBM, BAS, NSO Region and provincial offices, DTI, ZCPDO, POPCOM, DENR, CHED, CDA, BIR, DA-BFAR, CSC, DepEd, DSWD, WMSU	
1-31	Medium-Term Regional Development Plan (MTRDP), 2011-2016	IEC	Regionwide	NEDA IX	
1-31	Zamboanga Peninsula Regional Development Research Agenda (RDRA), 2011-2016	IEC	Regionwide	NEDA IX	
1-31	Zamboanga Peninsula Report on Millennium Development Goals (MDG)	IEC	Regionwide	NEDA IX	
1-31	Geographic Information System (GIS) spatial maps on DRR/CCA-related databases/statistics	IEC	Regionwide	NEDA IX	

Date	Activity	Type	Venue/Time	Sponsoring Agency	Remarks
1-31	Statistical Exhibit of Accomplishments of DSWD Operations/Implementation	Exhibit	DSWS-OCR	DSWD	
1-31	Conduct of IEC on Climate Change; National Greening Program and Puerto Princesa Underground River	IEC	DENR offices and line agencies	DENR IX	
1-31	Conduct of Inter-School Forum and Lecture on Civil Registration Information and other NSO Products and Services	Forum	Selected Elementary and High Schools	NSO IX, Zamboanga City	
1-31	Conduct of Open House Exhibit	Exhibit	NSCB Office	NSCB	
1-31	Statistical Educational Info Dissemination	IEC	TBA	PIA and other participating agencies in the province of Zamboanga del Norte	
1-31	Distribution of leaflets and other IEC materials such as BLES products and services; Paano Sinusukat ang Kahirapan, etc	IEC	during opening and closing programs and other statistical fora	DOLE IX	
1-31	Information dissemination thru distribution of statistical publications/materials and exhibit of statistical data	IEC	Respective offices	NSCB, DPWH, NEDA, NSO region and provincial offices and CRS offices, BAS, DENR, DOLE, DepEd	
1-31	Pinning of 22nd NSM logo/stickers in office ID and in outgoing mails of NSO	IEC	NSO IX	NSO IX	
1-31	Info Caravan (presentation off Poverty Statistics, etc.)	IEC	ADZU, WMSU	NSCB	
1-31	Display/Exhibit of Educational Data	Exhibit	DepEd Regional Office	DepEd IX	
1-31	Display of Statistical Publications and Exhibit of Statistical Data and Information	IEC and Exhibit	NSO IX Regional Office	NSO IX, Zamboanga City, Zamboanga del Sur and Zamboanga del Norte	

Date	Activity	Type	Venue/Time	Sponsoring Agency	Remarks
1-31	Statistical Information Dissemination	IEC	DXAA, DXDR	NSO - Zamboanga del Norte	
1-31	Advocacy of 22nd NSM activities at NEDA IX website	IEC	NEDA IX website	NEDA IX	
1-31	National Children's Month	IEC	DOH and DSWD Offices/ Centers/ Institutions, LGUs	DOH and DSWD and other participating NGAs	
1-31	Barangay Level Training on Infant and Young Child Feeding for Barangay Nutrition Scholars, Barangay Health Workers and Mother Leaders	IEC	TBA	NNC IX	
1-31	Discussion of Nutrition Situation of Children Using FNRI National Statistics Survey during BNS Convention	Forum	TBA	NNC IX	
1-31	Internet Access 2 eLGU CeC kiosk	IEC	NCC-FOO Zamboanga City	NCC-FOO	
1-31	eSkwela Module Sessions	IEC	NCC-FOO Zamboanga City	NCC-FOO, DepEd BALS	
1-31	Posting of the Nutritional Status of Preschool and School Children	Exhibit	NNC Office	NNC IX	
1-31	Basic Computer Applications and Internet Access	IEC	NCC-FOO Zamboanga City	NCC-FOO ICTET	
1-31	Love Drive - giving of food stuff	IEC	DSWD IX office	NCMB IX	
1-31	Meeting/conference with the planning staff and Division Planning Officer regarding APR and other statistical data for the budget; e.g., Number of private pre-elem/ elementary/secondary schools on permit to operate/government recognition	IEC	DepEd Regional Office	DepEd IX	

Date	Activity	Type	Venue/Time	Sponsoring Agency	Remarks
1-31	Garantisadong Pambata Celebration	IEC	Regionwide	CHD IX	
1-31	National Nutrition Survey	IEC	TBA	FNRI and DOST IX	
1	Participation/Attendance to the Opening Program/Motorcade of the 22nd National Statistics Month	IEC	Zamboanga City	RSCC	
1	Preparation and Hanging of streamer	IEC	Pagadian City	NEDA IX	
1	Announcement of the 22nd NSM Celebration thru Tri-Media	IEC	DXMR Radio, Daily Zamboanga Times and Zamboanga Today	NSO IX and NSCB IX	
1	Opening Ceremonies:	IEC	Ateneo de Zamboanga University - Zamboanga City	NSCB, DSWD, RSCC, Ateneo de Zamboanga University, NEDA	
1	Launching of NHTS-PR database and distribution of DSWD leaflets/IEC materials	IEC	Ateneo de Zamboanga University - Zamboanga City	DSWD IX	
1	Distribution of Statistical Handouts	IEC	Pagadian City	BAS IX	
1-7	Observance of Elderly Filipino Week	IEC	DSWD offices	DSWD IX	
3	Motorcade	IEC	Zamboanga City	BAS with other agencies	
3	Participation in the NSM Opening Program	IEC	Ateneo de Zamboanga	DSWD and NSCB	
3-7	Family Planning Competency Based Training	IEC	Zamboanga City	CHD IX	
3-7	Training-Workshop on Proposed Research Writing and Preparation	IEC	ZSCMST	ZSCMST	

Date	Activity	Type	Venue/Time	Sponsoring Agency	Remarks
3-31	Display of Statistical Products	Exhibit	BAS POC	BAS	
4-6	PIDSR Rule out training for private and public hospitals	IEC	Pagadian City	CHD IX	
4-7, 11-14	Monitoring and provision of technical assistance on expanded program on immunization	IEC	Isabela City and Zamboanga City	CHD IX	
5	Conference with various college heads and launching of the conduct of provincial 2011 Phil. Statistics Quiz	IEC	NSO IX Regional Office	NSO IX Regional Office, PSQ Steering Committee and PSA-Zamboanga City Chapter	
5	Conference with Various College Heads and Launching of the Conduct of Provincial 2011 PSQ	IEC	NSO IX Regional Office	NSO IX Regional Office PSQ Regional Steering Committee/PSA	
6	11 day BEMONC/CEMONC skills training	IEC	Zamboanga del Sur	CHD IX	
7	Tree planting activity as part of NSM celebration	IEC	Abong abong, Zamboanga City	NSO IX Regional Office	
7	NSO IX NSM Celebration Tree Planting Activity at Abong-Abong, Pasonanca	IEC	Abong-Abong, Pasonanca ZC 8:00am-12nn	NSO IX Regional Office	
8	Training on PhilCris for Medical Records	IEC	Zamboanga City Dipolog City	NSO IX Regional Office MCRO	
8	<i>Istatistix</i> Quiz Show	Contest	TBA	WMSU-Mathematics Department	
8	Training on PhilCris for Medical Records	IEC	Zamboanga City	NSO IX Regional Office	
7, 14, 21, 28	Press Release/Announcement of the NSM Celebration in Various Zamboanga City Tri-Media Outlets (Radio, TV and Newspaper)	IEC	Regionwide (Zamboanga Peninsula Region)	NSO Region IX RO/Pos/DSOs	
10	20th Anniversary Celebration of the Local Government Code Of 1991	IEC	Regionwide	DILG IX	

Date	Activity	Type	Venue/Time	Sponsoring Agency	Remarks
10	Conferment of Pamana ng Lahi Award Regional Winner	IEC	Pagadian City	DILG IX	
10-14	Network Administration and Security Course	IEC	Zamboanga City	NCC-FOO	
10-26	Invite students/general public for public viewing of statistical activities	IEC	Office of participating agencies	NSO-Zamboanga del Norte and other participating agencies	
10-28	Statistical Educational Info Dissemination	IEC	TV/Radio Stations	PIA and other participating agencies in the province of Zamboanga del Norte	
11-13	Attendance to National Oral Health Consultative Meeting	IEC	Manila	DOH-CO	
11-22	Statistical Open House	IEC	NSCB Office	NSCB	
13-14	Training in BREQS Operation	IEC	LGU-R.T. Lim, Zamboanga Sibugay LGU-Isabela, Basilan	NSO IX Regional Office/NSO Zamboanga Sur PO/NSO Basilan PO	
13-14	Training on BREQS Operation	IEC	R.T. Lim, Zamboanga Sibugay and Isabela City, Basilan	NSO IX Region, NSO Zamboanga del Sur, NSO Basilan	
Wk 2	Provincial Data Review and Validation of 3rd Quarter PCPS, BLPS, CLPS, Other Crops, Fisheries Production and Prices	Forum	BAS POCs: Zamboanga City, Zamboanga del Sure, Zamboanga del Norte, Zamboanga Sibugay	BAS	
17	Open house/orientation on the different NSCB products and services	Forum	NSCB library	NSCB	

Date	Activity	Type	Venue/Time	Sponsoring Agency	Remarks
15-17	Training on E-BEIS for level 3	IEC	DepEd - Zamboanga del Sur Division	DepEd - Zamboanga del Sur Division	
17-22	Distribution of relief goods	IEC	Guibo, Siayan, Zamboanga del Norte	NSO - Zamboanga del Norte	
18	Filaria health fair celebration (Q&A contest, medical consultation, exhibits)	Exhibit	Zamboanga del Norte	CHD IX	
18-19	Consultative meeting/updates with the 16 licensed Blood Service Facilities	IEC	Zamboanga City	CHD IX	
18-21	Schistosomiasis monitoring and evaluation	IEC	7 Endemic Municipalities	CHD IX	
19-20	Training/Lecture Series on Computer and Statistics for NSO IX Staff	IEC	NSO Regional Office	NSO Regional Office	
20	Attendance to Meetings/Conference of Municipal Civil Registrars (MCRs)	IEC	TBA	NSO Regional Office & Region IX Association of Civil Registrars (RNACRI)	
21	PSQ (Prov'l Elimination)	Contest	NSO Prov'l Office	NSO	
18-21	Environmental Sanitation Data Validation	IEC	Zamboanga Sibugay	CHD IX	
19-20	Training/lecture series on computer and statistics for NSO IX staff	IEC	Conference Room, NSO IX Regional Office	NSO IX	
19-20	7th Knowledge Exchange Conference on Community eCenters	IEC	Baguio City	NCC-FOO in partnership with the Philippine Community eCenters Network	

Date	Activity	Type	Venue/Time	Sponsoring Agency	Remarks
19-20	Training on Implementers of Newborn Screening newly appointed staff and Needs training	IEC	Regionwide	CHD IX	
19	Training on early detection, prevention and management of learning disabilities in children	IEC	Zamboanga Sibugay and Isabela City	CHD IX	
20	Attendance to the meeting/conference of Municipal Civil	IEC	TBA	NSO IX Regional Office and Region Nine Association of Civil Registrars	
20	Math Olympiad Competition	Contest	ZSCMST	ZSCMST	
20-21	Orientation on Dengue Management for hospital based physicians	IEC	Zamboanga City	CHD IX	
21	Conduct of Provincial Elimination Philippine Statistics Quiz (PSQ)	Contest	NSO Provincial Offices	NSO Provincial Offices	
Wk 3	Provincial Data Review and Validation of 3rd Quarter PCPS, BLPS, CLPS, Other Crops, Fisheries Production and Prices	Forum	BAS ROC	BAS	
24	Tree planting of Mahogany and Narra seedlings	IEC	Sinaman, Dipolog City	Dipolog City ENRO	
24-28	Basic Statistics Training	IEC	Ateneo de Zamboanga University	NSCB, Ateneo de Zamboanga University, RSCC, SRTC, other participating agencies	
25-27	Attendance to National Consultative workshop for dental regulatory officers	IEC	Manila	DOH-CO	
25-27	Essentials of ICT Project Management	IEC	Cagayan de Oro City	NCC-FOO	
26-27	Annual Health Promotion Program Implementation Review	Forum	Zamboanga del Norte	CHD IX	

Date	Activity	Type	Venue/Time	Sponsoring Agency	Remarks
27	Provincial Statistical Quiz - Zamboanga del Norte	Contest	NSO Training Room	NSO/ZNSMPC/all participating agencies	
28	Closing Program	Forum	TBA	RSCC, NSCB, DOH, NEDA, DSWD, DENR & other participating agencies	
4th week of Oct	Launching/orientation of STARBOOKS or Science and Technology Academe Researched-Based Openly-Operated Kiosk Station	IEC	TBA	RITECC IX, DOST IX	
31	Presentation of the Results of 2009 Survey on Tourism Establishments (STEP)	IEC	TBA	NSO IX and RSCC	
31	Presentation of the Results of 2009 Survey on Tourism Establishments (STEP)	IEC	NSO/RSCC	NSO/RSCC	
As the Need Arises (ATNA)	Advocacy Promotion of the MTRDP 2011-2016	IEC	Regionwide	NEDA IX	
ATNA	Advocacy Promotion of the ZamPen Regional Development Research Agenda 2011-2016	IEC	Regionwide	NEDA IX	
ATNA	Advocacy Promotion of the ZamPen Report on the MDGs	IEC	Regionwide	NEDA IX	
ATNA	Geographic Information System (GIS) spatial maps on DRR/CCA-related databases/statistics	IEC	Regionwide	NEDA IX	
As scheduled	Participation in the Basic Statistics Training	IEC	Zamboanga City	RSCC/NSCB	

# Region X – Northern Mindanao



Annual Per Capita Poverty Threshold, Poverty Incidence and Magnitude of Poor Families, by Region and Province: 1991, 2003, 2006 and 2009

Region/Province	Annual Per Capita Poverty Threshold (in Pesos)				Poverty Incidence among Families (%)							Magnitude of Poor Families		
					Estimates (%)				Coefficient of Variation			Estimate		
	1991 <sup>a/</sup>	2003	2006	2009	1991 <sup>a/</sup>	2003	2006	2009	2003	2006	2009	2003	2006	2009
PHILIPPINES	5,776	10,976	13,348	16,841	28.3	20.0	21.1	20.9	2.3	2.3	2.1	3,293,096	3,670,791	3,855,730
Region X	5,390	10,501	12,987	16,568	41.5	32.4	32.7	32.8	7.2	5.7	5.8	239,874	257,640	275,433
Bukidnon		10,296	12,711	16,297		33.8	31.3	33.0	17.5	12.6	10.9	73,281	72,969	70,072
Camiguin <sup>c/</sup>		11,551	14,157	18,150		35.1	37.8	36.4	6.2	25.6	17.5	5,445	6,366	8,793
Lanao del Norte		10,034	12,373	15,939		35.6	34.3	39.0	14.5	11.1	11.0	55,938	56,429	69,237
Misamis Occidental		9,795	12,091	15,588		37.0	38.2	36.9	10.5	12.0	11.9	38,626	42,413	54,092
Misamis Oriental		11,411	14,088	18,073		27.1	30.2	26.3	11.3	9.5	12.4	66,585	79,463	73,239

Annual Per Capita Food Threshold, Subsistence Incidence and Magnitude of Subsistence Poor Families, by Region and Province: 1991, 2003, 2006 and 2009

Region/Province	Annual Per Capita Food Threshold (in Pesos)				Subsistence Incidence among Families (%)							Magnitude of Subsistence Poor Families		
					Estimates (%)				Coefficient of Variation			Estimate		
	1991 <sup>a/</sup>	2003	2006	2009	1991 <sup>a/</sup>	2003	2006	2009	2003	2006	2009	2003	2006	2009
PHILIPPINES	3,983	7,577	9,257	11,686	13.3	8.2	8.7	7.9	3.4	3.3	3.2	1,357,833	1,511,579	1,453,843
Region X	3,749	7,312	9,080	11,543	22.7	16.1	16.3	15.6	10.3	7.9	8.6	118,924	128,513	131,304
Bukidnon		7,195	8,889	11,365		19.1	14.5	15.6	22.6	16.4	16.5	41,404	33,772	33,090
Camiguin <sup>c/</sup>		8,103	9,926	12,682		14.6	17.5	9.2	10.5	14.8	18.7	2,262	2,948	2,221
Lanao del Norte		7,014	8,635	11,096		19.2	18.0	18.4	18.5	16.1	19.4	30,181	29,493	32,687
Misamis Occidental		6,834	8,430	10,887		14.7	18.3	17.8	19.8	15.8	16.0	15,314	20,380	26,043
Misamis Oriental		7,948	9,814	12,594		12.1	15.9	13.4	18.8	13.6	16.6	29,764	41,920	37,263

Notes: a/ Provincial estimates were not generated due to limitations of the sampling design of the 1991 Family Income and Expenditure Survey.

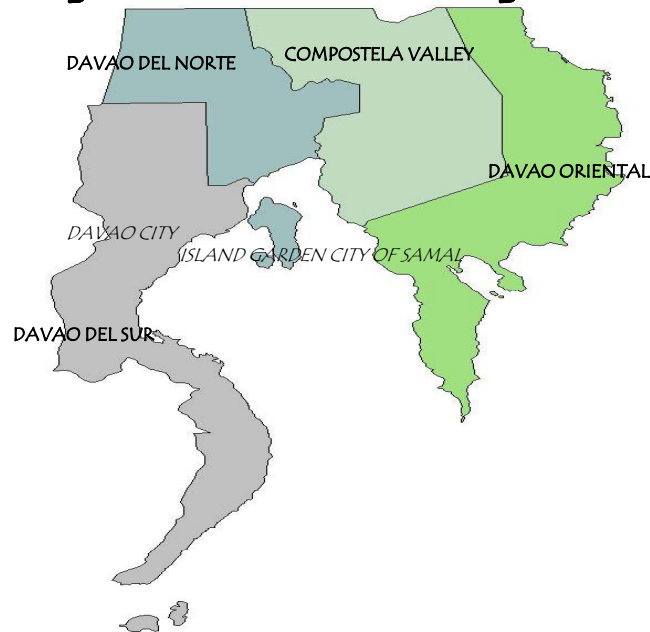
b/ Coefficient of variation of 2009 subsistence incidence among families is greater than 20%.

c/ Province with sample size less than 100.

**22<sup>nd</sup> National Statistics Month  
Calendar of Activities  
NORTHERN MINDANAO**

Date	Activity	Type	Venue/Time	Sponsoring Agency	Remarks
<b>OCTOBER</b>					
1-31	Hanging of Streamers	IEC	BAS ROC and POCs	BAS	
1-31	Hanging of Streamers			All RSCC Agencies	
1-31	Display of Statistical Products	Exhibit	BAS Office-Camiguin	BAS	
1-31	Statistical Info Boards	IEC		All RSCC Agencies	
6	Opening Ceremonies - Motorcade - NHTS Launching - Press Conference	IEC		All RSCC Agencies DSWD 10 DSWD 10	
7	Talakayan sa PIA	IEC		DSWD & PIA	
13	Capacity Building for Designated Statisticians: Session I	IEC		NEDA & NSCB	
14	Statistics Quiz	Contest		NSO Misamis Oriental	
Wk 2	Provincial Data Review and Validation of 3rd Quarter PCPS, BLPS, CLPS, Other Crops, Fisheries Production and Prices	Forum	BAS POCs: Bukidnon, Camiguin, Misamis Or., Misamis Occ., Lanao del Norte	BAS	
20	Capacity Building for Designated Statisticians: Session II	IEC		NEDA, NSCB & NSO	
21	Talakayan sa PIA	IEC		NSCB & NSO	
Wk 3	Provincial Data Review and Validation of 3rd Quarter PCPS, BLPS, CLPS, Other Crops, Fisheries Production and Prices	Forum	BAS ROC X, Cagayan de Oro City	BAS	
27	Capacity Building for Designated Statisticians: Session III	IEC		NEDA & NSCB	
28	Closing Ceremonies	IEC		BSP	

# Region XI – Davao Region



Annual Per Capita Poverty Threshold, Poverty Incidence and Magnitude of Poor Families, by Region and Province: 1991, 2003, 2006 and 2009

Region/Province	Annual Per Capita Poverty Threshold (in Pesos)				Poverty Incidence among Families (%)							Magnitude of Poor Families		
					Estimates (%)				Coefficient of Variation			Estimate		
	1991 <sup>a/</sup>	2003	2006	2009	1991 <sup>a/</sup>	2003	2006	2009	2003	2006	2009	2003	2006	2009
PHILIPPINES	5,776	10,976	13,348	16,841	28.3	20.0	21.1	20.9	2.3	2.3	2.1	3,293,096	3,670,791	3,855,730
Region XI	5,613	10,737	13,469	17,040	34.0	25.4	26.2	25.6	8.3	8.7	8.4	205,966	220,707	226,284
Davao del Norte		11,079	13,922	17,626		26.6	31.6	29.6	20.1	15.4	19.8	43,117	52,630	49,164
Davao del Sur		10,552	13,231	16,854		20.5	20.2	19.2	12.6	15.6	15.2	88,165	89,452	94,049
Davao Oriental		10,348	12,991	16,366		35.6	39.0	42.5	15.1	17.2	8.7	31,955	37,421	44,277
Compostela Valley		11,071	13,844	17,611		33.1	30.3	31.1	17.7	14.7	11.1	42,729	41,204	38,794

Annual Per Capita Food Threshold, Subsistence Incidence and Magnitude of Subsistence Poor Families, by Region and Province: 1991, 2003, 2006 and 2009

Region/Province	Annual Per Capita Food Threshold (in Pesos)				Subsistence Incidence among Families (%)							Magnitude of Subsistence Poor Families		
					Estimates (%)				Coefficient of Variation			Estimate		
	1991 <sup>a/</sup>	2003	2006	2009	1991 <sup>a/</sup>	2003	2006	2009	2003	2006	2009	2003	2006	2009
PHILIPPINES	3,983	7,577	9,257	11,686	13.3	8.2	8.7	7.9	3.4	3.3	3.2	1,357,833	1,511,579	1,453,843
Region X	3,749	7,312	9,080	11,543	22.7	16.1	16.3	15.6	10.3	7.9	8.6	118,924	128,513	131,304
Bukidnon		7,195	8,889	11,365		19.1	14.5	15.6	22.6	16.4	16.5	41,404	33,772	33,090
Camiguin <sup>c/</sup>		8,103	9,926	12,682		14.6	17.5	9.2	10.5	14.8	18.7	2,262	2,948	2,221
Lanao del Norte		7,014	8,635	11,096		19.2	18.0	18.4	18.5	16.1	19.4	30,181	29,493	32,687
Misamis Occidental		6,834	8,430	10,887		14.7	18.3	17.8	19.8	15.8	16.0	15,314	20,380	26,043
Misamis Oriental		7,948	9,814	12,594		12.1	15.9	13.4	18.8	13.6	16.6	29,764	41,920	37,263

Notes: a/ Provincial estimates were not generated due to limitations of the sampling design of the 1991 Family Income and Expenditure Survey.

b/ Coefficient of variation of 2009 subsistence incidence among families is greater than 20%.

c/ Province with sample size less than 100.

**22<sup>nd</sup> National Statistics Month  
Calendar of Activities  
DAVAO**

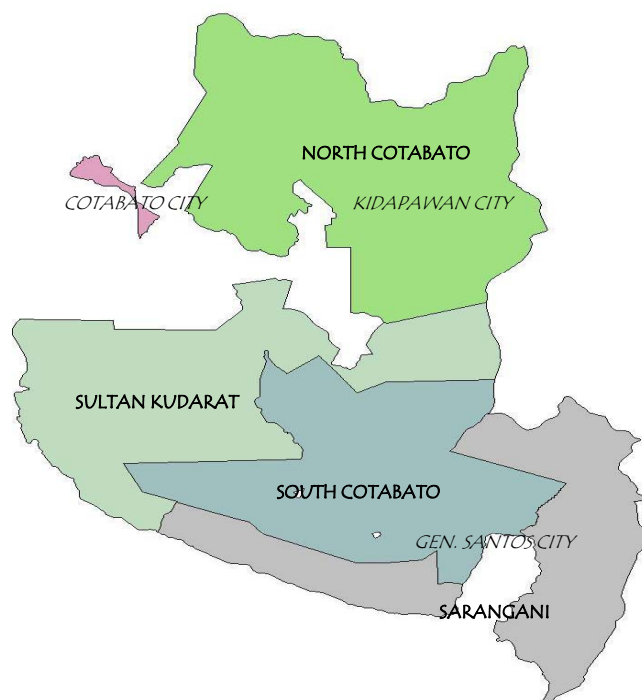
Date	Activity	Type	Venue/Time	Sponsoring Agency	Remarks
<b>OCTOBER</b>					
1-31	Hanging of Streamers	IEC	BAS ROC and POCs	BAS	
1-31	Display of Statistical Products	Exhibit	BAS POC, Digos City	BAS	
1-31	Provide financial assistance to the 11 municipalities of Compostela Valley for their 22nd NSM celebration	IEC	Municipalities of Comval Province	Provincial Government of Compostela Valley Province	
1-31	Display of Statistical Board	Exhibit	City Hall Lobby, Sangguniang Panlungsod Lobby, Library and Information Center	City Government of Davao	
1-31	Display and Exhibit of Statistical Data and Charts at the respective Provincial Offices	Exhibit	Provincial Offices	Provincial Government of Compostela Valley Province	
1-31	Posting of Relevant Mining Statistics	Exhibit	Office data board	MGB	
1-31	Distribution of Quick Facts of Province of Davao del Sur	IEC	Provincial Offices of Davao del Sur	Provincial Government of Davao del Sur-Provincial Planning and Development Office	
1-31	Statistical Exhibit	Exhibit	ROC/POC's	BAS	
1-31	Walang Patid na Serbisyo	IEC	ROC/POC's	BAS	
1-31	Vital Statistics Updates	Exhibit	DOH-CHD Davao Region Office	DOH-CHD Davao Region	
1-31	Updates of Health Statistics 2010, web-based data	Website	DOH-CHD Davao Region Office	DOH-CHD Davao Region	
1-31	Distribution of Fact Sheets	IEC	NSO CRS Outlet	NSO	
1-31	Data Exhibit	Exhibit	NSO Library	NSO	

<b>Date</b>	<b>Activity</b>	<b>Type</b>	<b>Venue/Time</b>	<b>Sponsoring Agency</b>	<b>Remarks</b>
1-31	Posting of statistical updates in the bulletin board	Exhibit	DOLE Region Office and Field Offices	DOLE	
1-31	Hanging of Streamers	IEC	Poblacion, Nabunturan, Terminal, Highway, Provincial Capitol	Provincial Government of Compostela Valley Province	
1-31	Hanging of Streamers	IEC	Davao City-Office of the City Planning and Development, Quezon Park	City Government of Davao	
1-31	Hanging of Streamers	IEC	In front of the Provincial Capitol Lobby	Provincial Government of Davao del Sur-Provincial Planning and Development Office	
1-31	Hanging of Streamers	IEC	Office Façade, Strategic Places	Provincial Government of Davao Oriental	
1-31	Hanging of Streamers	IEC	Office Façade	DA	
1-31	Hanging of Streamers	IEC	Office Façade	MGB	
1-31	Hanging of Streamers	IEC	ROC/POC's Davao City, Davao del Norte, Davao Oriental, Davao del Sur, Com Val	BAS	
1-31	Hanging of Streamers	IEC	DOH-CHD Davao Region Office	DOH-CHD Davao Region	
1-31	Hanging of Streamers	IEC	DCWD Office	Davao City Water District	
1-31	Hanging of Streamers	IEC	DILG Office	DILG	
1-31	Hanging of Streamers	IEC	Provincial Capitol, Davao del Norte	Province of Davao del Norte	
1-31	Hanging of Streamers	IEC	Infront of office	DOST	

Date	Activity	Type	Venue/Time	Sponsoring Agency	Remarks
1-31	Hanging of Streamers	IEC	Regional Office, All Police Provincial Offices and Davao City Police Office	PNP-PRO	
1-31	Hanging of Streamers	IEC	NSO Façade	NSO	
1-31	Hanging of Streamers	IEC	NEDA OfficeFaçade	NEDA	
1-31	Hanging of Streamers	IEC	DOLE Region Office Façade and Provincial Office	DOLE	
1-31	Hanging of Streamers	IEC	DENR Regional Office	DENR	
1-31	Hanging of Streamers	IEC	NSCB Office	NSCB	
1-31	Hanging of Streamers	IEC	DepED Office	DepED	
25	Participation to the DENR National Statistics Quiz, the participants are CENR Officers	IEC	DENR Central Office	DENR Central Office	
28	On the Spot Poster Making Contest	Contest	IIPE Building Mabibi St., Davao City, 9:00 AM-4:00 PM	DepED Regional Office	
TBA	Statistical Quiz	Contest	USEP Obrero Campus	University of Southeastern Philippines	
TBA	Orientation/Training of Rural Health Midwives RE: Mindanao Integrated Health Information System (MIHIS) Pilot Project at ComVal	IEC	Tagum City	DOH-CHD Davao Region-DR and Provincial Health Office-Com Val	
TBA	Convocation disseminating the National Statistics Month information	IEC	DILG Office	DILG	
TBA	Radio Guesting topics on statistics	IEC	Radio Station	Province of Davao del Norte	
TBA	Statistical Orientation for Researcher	IEC	MKD	NSCB	

Date	Activity	Type	Venue/Time	Sponsoring Agency	Remarks
TBA	Training on Quantitative Research	IEC	MKD	NSCB in coordination with MKD	
TBA	Training on Poverty Mapping	IEC	Conference Room Davao City Planning and Development Office	NSCB	
TBA	Closing Ceremony/Presentation	IEC	BSP	BSP in coordination with NSCB	
Wk 2	Provincial Data Review and Validation of 3rd Quarter PCPS, BLPS, CLPS, Other Crops, Fisheries Production and Prices	Forum	BAS POC	BAS	
Wk 3	Provincial Data Review and Validation of 3rd Quarter PCPS, BLPS, CLPS, Other Crops, Fisheries Production and Prices	Forum	BAS ROC	BAS	

# Region XII – SOCCSKSARGEN



Annual Per Capita Poverty Threshold, Poverty Incidence and Magnitude of Poor Families, by Region and Province: 1991, 2003, 2006 and 2009

Region/Province	Annual Per Capita Poverty Threshold (in Pesos)				Poverty Incidence among Families (%)							Magnitude of Poor Families		
					Estimates (%)				Coefficient of Variation			Estimate		
	1991 <sup>a/</sup>	2003	2006	2009	1991 <sup>a/</sup>	2003	2006	2009	2003	2006	2009	2003	2006	2009
PHILIPPINES	5,776	10,976	13,348	16,841	28.3	20.0	21.1	20.9	2.3	2.3	2.1	3,293,096	3,670,791	3,855,730
Region XII	5,898	10,277	12,530	15,762	44.6	27.2	27.1	28.1	8.1	7.0	6.7	192,545	203,000	224,882
North Cotabato		10,104	12,314	15,486		22.2	23.3	25.6	15.1	14.9	14.4	44,987	50,320	55,908
Sarangani		9,780	11,953	14,987		36.7	34.0	40.7	13.8	8.6	9.9	34,205	33,202	39,182
South Cotabato		10,702	13,046	16,413		22.8	22.8	23.6	15.5	12.5	12.8	57,801	61,036	78,304
Sultan Kudarat		10,215	12,463	15,661		37.3	38.7	35.2	14.9	12.3	11.1	46,863	51,158	45,687
Cotabato City <sup>c/</sup>		10,768	13,133	16,520		25.3	20.6	23.7	34.1	42.6	18.4	8,689	7,284	5,800

Annual Per Capita Food Threshold, Subsistence Incidence and Magnitude of Subsistence Poor Families, by Region and Province: 1991, 2003, 2006 and 2009

Region/Province	Annual Per Capita Food Threshold (in Pesos)				Subsistence Incidence among Families (%)							Magnitude of Subsistence Poor Families		
					Estimates (%)				Coefficient of Variation			Estimate		
	1991 <sup>a/</sup>	2003	2006	2009	1991 <sup>a/</sup>	2003	2006	2009	2003	2006	2009	2003	2006	2009
PHILIPPINES	3,983	7,577	9,257	11,686	13.3	8.2	8.7	7.9	3.4	3.3	3.2	1,357,833	1,511,579	1,453,843
Region XII	4,118	7,154	8,757	11,014	23.4	10.6	10.8	11.3	12.3	9.7	10.2	74,990	80,522	90,305
North Cotabato <sup>b/</sup>		7,049	8,598	10,788		7.5	9.9	10.8	20.5	20.3	23.6	15,235	21,360	23,589
Sarangani		6,818	8,359	10,448		18.7	12.8	16.4	20.1	14.7	18.3	17,393	12,468	15,786
South Cotabato		7,455	9,099	11,452		9.3	9.1	11.1	25.6	18.4	16.6	23,496	24,249	36,890
Sultan Kudarat <sup>b/</sup>		7,116	8,718	10,933		12.2	14.7	9.4	27.3	19.2	20.2	15,267	19,473	12,124
Cotabato City <sup>b/, c/</sup>		7,521	9,173	11,538		10.5	8.4	7.8	46.1	44.9	39.7	3,600	2,972	1,917

Notes: a/ Provincial estimates were not generated due to limitations of the sampling design of the 1991 Family Income and Expenditure Survey.

b/ Coefficient of variation of 2009 subsistence incidence among families is greater than 20%.

c/ Province with sample size less than 100.

**22<sup>nd</sup> National Statistics Month  
Calendar of Activities  
SOCCSKSARGEN**

Date	Activity	Type	Venue/Time	Sponsoring Agency	Remarks
<b>OCTOBER</b>					
1-31	Hanging of Streamers	Info dissemination	Fire Offices and Station nationwide	BFP XII	
1-31	Hanging of Streamers	IEC	BFAR Regional and Provincial Offices	BFAR XII	
1-31	Hanging of Streamers	IEC	Provincial capitol	PPDO - Sultan Kudarat	
1-31	Hanging of Streamers	IEC	Provincial Capitol and at the Roundball, Koronadal City	LGU South Cotabato	
1-31	Hanging of Streamer	IEC	Cotabato City and Koronadal City	DOT XII	
1-31	Radio Plugs/ Announcements	Radio Plugs	Radio stations in the South Cotabato	LGU South Cotabato	
1-31	Stat Info Bits on Radio	Radio plug	Radio Stations in Cotabato City	NSCB XII	
1-31	Exhibit on the Evolution of the Philippine Money	Exhibit	3/F EFLC, BSP - Cotabato City	BSP Cotabato Branch	
1-31	Civil Registration		PPDO - SoCotabato Mon - Fri	LGU South Cotabato	
1-31	Hanging of Streamers	IEC	DENR XII	DENR XII	
1-31	Radio Plug-in	Radio plugs	Radio Stations in Koronadal City	DENR XII	
1-31	Hanging of Streamers	IEC	BAS ROC and POCs	BAS	
1-31	Information Board Display	Info dissemination	New City Hall, Cotabato City	CPDO - Cotabato	
1-31	In-House display of Facts and Figures about the Province	Exhibit	PPDO - SK Office vicinity	PPDO - Sultan Kudarat	

Date	Activity	Type	Venue/Time	Sponsoring Agency	Remarks
1	Radio Interview	Radio Plugs	Bombo Radyo, Koronadal City	BFAR XII	
3	Opening Ceremonies of the 22nd NSM Regional Celebration	IEC	Koronadal City	RSCC XII, NSCB XII	
3	Opening Program - Speeches - Film Showing	IEC	BFAR Regional Office, Koronadal City	BFAR XII	
3-7	Currency Familiarization	IEC	3/F EFLC, BSP - Cotabato City	BSP Cotabato Branch	
4	Motorcade		Tacurong City 7:00AM	CCDC/LGU - Tacurong, CDA	
4	Data Presentation on MDG and Good Governance Index	IEC	PPDO - South Cotabato	PrSCC - South Cotabato	
4-5	Distribution of Brochures on Fish Production Statistics	IEC	BFAR Regional and Provincial Offices	BFAR XII and BAS XII	
5	Motorcade		Isulan to Tacurong City and back 7:30AM	PCDC/LGU - Sultan Kudarat	
5	DENR XII Stat Quiz	Contest	DENR XII	DENR XII	
5-7	Trainors' Training on Simulation of Earthquake and Fire Drill	Training	Kasfala Hall, Alabel, Sarangani	LGU-Sarangani	
6-8	Distribution of Region XII Regional Profiles with emphasis on Statistical Data	Distribution of booklets	World Trade Center, Manila	BFAR Central Office	
10	Inclusion of Stat Quiz / Q&A during Monday morning staff meetings	Quiz	SRDC, NEDA XII	NEDA XII	
10-14	Public Information Campaign on: New Generation Philippine Bank Notes; Clean Note Policy; Coin Circulation Program	IEC	Various	BSP Cotabato Branch	
11	Motorcade		Banga, South Cotabato 8:30AM	LGU/MCDC of Banga, CDA	
11-15	Preparation of Regional Bangus, Seaweeds and Tuna Roadmaps	IEC	BFAR XII	BFAR XII, DTI XII, BAS XII, DA XII	

Date	Activity	Type	Venue/Time	Sponsoring Agency	Remarks
12	Motorcade		Poblacion, M'lang, Cotabato 7:00AM	LGU/MCDC - M'lang	
12	Lecture on Statistics	IEC	SRDC, NEDA XII	NEDA XII	
12-14	Trade Fair	IEC	Rizal Park, Poblacion, M'lang, Cotabato 8:00am - 5:00pm	LGU - M'lang, Coop Sector	
13-14	Training on Data Analysis and Interpretation	IEC	PPDO - Sultan Kudarat	PPDO - Sultan Kudarat	
Wk 2	Provincial Data Review and Validation of 3rd Quarter PCPS, BLPS, CLPS, Other Crops, Fisheries Production and Prices	Forum	BAS POCs: North Cotabato, Sultan Kudarat, Sarangani, South Cotabato	BAS	
16	Public Information Day on Fish Conservation - Hanging of streamers/posters  - Tri media announcement - Broadcast interview	IEC	BFAR XII	BFAR XII	
17	Opening Program of Fish Conservation Week - Launching of High Impact Projects - Ribbon Cutting for the Freswater Multi-Species Hatchery at Koronadal City	IEC	BFAR XII Atrium	BFAR XII	
17	Inclusion of Stat Quiz / Q&A during Monday morning staff meetings	Contest	SRDC, NEDA XII	NEDA XII	
17	Presentation on Demography of Cotabato City	Forum	New City Hall, Cotabato City	CPDO - Cotabato	
17-21	Poster-making Contest	Contest	3/F EFLC, BSP - Cotabato City	BSP Cotabato Branch	

Date	Activity	Type	Venue/Time	Sponsoring Agency	Remarks
18	Coastal and Fishery Resource Enhancement Day - Simultaneous "Puno Ko, Sagip Buhay Mo" Watershed and Mangrove Reforestation Program - Scubasurero and Coastal Clean-up activities in selected garbage-prone areas		BFAR XII	BFAR XII	
19	Technology and Livelihood Symposium - Orientation on the Importance of Fish Con Week  - Paper presentations on: - Assessment of Cypselurus Opistopus Caught in Sarangani Bay - Aquasilviculture: Balancing Conservation and Production - Region XII Experience - BIMP-EAGA Innovative Seaweed Nursery in Review - Success Stories: Fisherfolk Account	Forum	BFAR XII	BFAR XII	
20	Symposium on Fishery Law Enforcement - Updates on Fishery Laws and Regulations Enforcement  - Seaborne Patrolling Making a Big Difference - Fishing in the High Seas in the Eyes of the Fisheries Observers - Updates on the European Union Recent Mission	Forum	BFAR XII	BFAR XII	
20-21	Crisis Incident Management 2nd Phase TOPCOP Training Program	IEC	Gen. Santos City	DOT XII	
20	Awarding and Closing Program  - Giving of awards to outstanding BFAR XII-partner Coast Guards and Outstanding FARMCs and LGU Technicians	IEC	BFAR XII	BFAR XII	

Date	Activity	Type	Venue/Time	Sponsoring Agency	Remarks
21	Motorcade	IEC	Sto. Niño, South Cotabato 8:00am	LGU/MCDC - Sto. Niño	
21	Parade	IEC	Kidapawan City 9:00am	CCDC - Kidapawan, CDA	
Wk 3	Provincial Data Review and Validation of 3rd Quarter PCPS, BLPS, CLPS, Other Crops, Fisheries Production and Prices	Forum	BAS ROC XII, Kidapawan City	BAS	
24	Inclusion of Stat Quiz / Q&A during Monday morning staff meetings	Quiz	SRDC, NEDA XII	NEDA XII	
24-28	Orientation on RA 9710 or the Magna Carta of Women and Realignment of BFAR XII Statistical Framework for Increased Visibility of Women in Development	IEC	BFAR XII Regional Office	BFAR Central Office	
24-31	Sectoral Information Dissemination	IEC	3/F EFLC, BSP - Cotabato City	BSP Cotabato Branch	
28	PSQ Provincial Elimination	Contest	ProTech Center, Koronadal City	LGU South Cotabato	
28	Closing Ceremonies of the 22nd NSM Regional Celebration	IEC	Cotabato City	RSCC XII, NSCB XII	
31	Closing Program	IEC	BFAR XII Regional Office	BFAR XII Regional Office	
TBA	Conduct of PSQ Provincial Elimination	Contest	Provincial Capitol, Isulan, SK	PPDO - Sultan Kudarat	
TBA	Tourism Statistics Generation Seminar	IEC	Koronadal City	DOT XII/LGUs	
TBA	Training on Statistics and Technical Report Writing	IEC	DSWD XII, Koronadal City	DSWD XII	

# Region XIII – CARAGA



Annual Per Capita Poverty Threshold, Poverty Incidence and Magnitude of Poor Families, by Region and Province: 1991, 2003, 2006 and 2009

Region/Province	Annual Per Capita Poverty Threshold (in Pesos)				Poverty Incidence among Families (%)							Magnitude of Poor Families		
					Estimates (%)				Coefficient of Variation			Estimate		
	1991 <sup>a/</sup>	2003	2006	2009	1991 <sup>a/</sup>	2003	2006	2009	2003	2006	2009	2003	2006	2009
PHILIPPINES	5,776	10,976	13,348	16,841	28.3	20.0	21.1	20.9	2.3	2.3	2.1	3,293,096	3,670,791	3,855,730
Caraga	5,319	10,355	12,935	16,858	39.7	37.6	36.9	39.8	6.2	6.4	5.4	156,221	163,783	187,278
Agusan del Norte		9,440	11,799	15,422		23.8	26.4	27.3	14.8	18.3	12.4	25,905	30,467	37,416
Agusan del Sur		11,226	14,004	18,443		48.5	45.5	51.2	9.0	9.9	9.1	54,915	54,433	57,189
Surigao Del Norte		10,574	13,233	17,261		42.3	41.6	47.9	10.2	9.8	6.2	40,674	43,401	50,404
Surigao Del Sur		9,543	11,961	15,668		35.8	33.9	36.3	11.7	10.7	10.1	34,727	35,482	42,269

Annual Per Capita Food Threshold, Subsistence Incidence and Magnitude of Subsistence Poor Families, by Region and Province: 1991, 2003, 2006 and 2009

Region/Province	Annual Per Capita Food Threshold (in Pesos)				Subsistence Incidence among Families (%)							Magnitude of Subsistence Poor Families		
					Estimates (%)				Coefficient of Variation			Estimate		
	1991 <sup>a/</sup>	2003	2006	2009	1991 <sup>a/</sup>	2003	2006	2009	2003	2006	2009	2003	2006	2009
PHILIPPINES	3,983	7,577	9,257	11,686	13.3	8.2	8.7	7.9	3.4	3.3	3.2	1,357,833	1,511,579	1,453,843
Caraga	3,721	7,291	9,099	11,863	23.7	16.6	16.9	19.7	10.9	11.5	8.4	69,100	75,221	92,803
Agusan del Norte		6,599	8,219	10,740		11.4	10.3	12.0	21.3	26.4	17.4	12,362	11,846	16,505
Agusan del Sur		7,830	9,737	12,844		25.7	25.3	30.8	17.5	20.2	13.6	29,146	30,276	34,338
Surigao Del Norte		7,400	9,244	12,053		16.1	19.6	23.6	18.3	13.7	11.2	15,528	20,464	24,849
Surigao Del Sur		6,657	8,348	10,950		12.4	12.1	14.7	19.2	17.9	17.5	12,065	12,635	17,112

Notes: a/ Provincial estimates were not generated due to limitations of the sampling design of the 1991 Family Income and Expenditure Survey.

b/ Coefficient of variation of 2009 subsistence incidence among families is greater than 20%.

c/ Province with sample size less than 100.

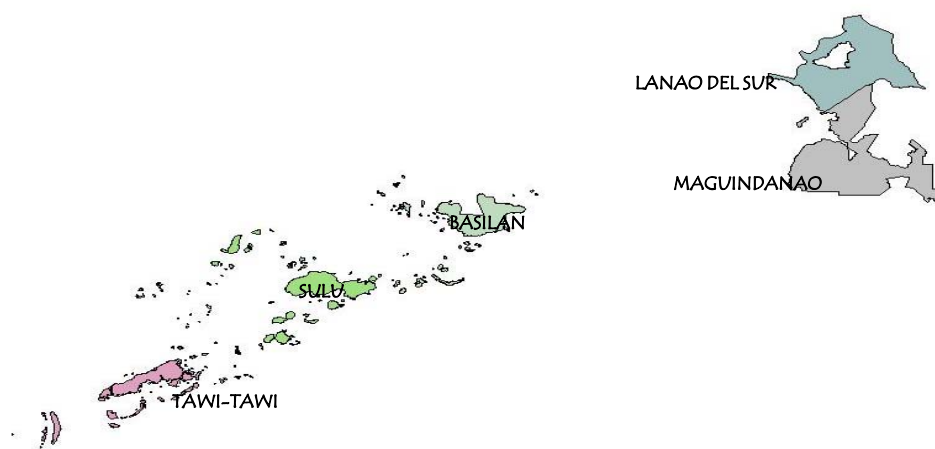
**22<sup>nd</sup> National Statistics Month  
Calendar of Activities  
Caraga**

Date	Activity	Type	Venue/Time	Sponsoring Agency	Remarks
<b>OCTOBER</b>					
1-31	Hanging of Streamers	IEC	BAS POCs	BAS	
1-31	Hanging of Streamer	IEC	CARAGA Regional Office	NSO CARAGA RO	
1-31	Hanging of Streamers	IEC	NSO Regional /Provincial Offices	NSO Agusan del Norte/Sur/Surigao del Norte/Sur	
1-31	Display of Statistical Products	Exhibit	BAS POC	BAS	
1-31	Display Panel Exhibit	Exhibit	NSO Agusan del Norte	NSO Agusan del Norte	
1-31	Display Panel Exhibit	Exhibit	CARAGA Regional Office	NSO CARAGA RO	
1-31	Press Release/Special Release of Selected Results of Recent Conducted Surveys/Censuses of Population	IEC	CARAGA Regional Office	NSO CARAGA RO	
1-31	Advocacy on the Use of BAS CountryStat Website/BAS Website	IEC	DA-PAO-MAO's Meetings and other meetings	BAS Agusan Sur	
1-31	Data Dissemination	IEC	POC	BAS Agusan Sur	
1-31	Special Release of Statistical Data	IEC	NSO Agusan del Norte	NSO Agusan del Norte	
1-31	Updating Information Board	Exhibit	LGUs-Carmen and Cabadbaran	NSO Agusan del Norte	
1-31	Distribution of Flyers/Factsheets/Special Release/Quickstat, etc.	IEC	Regionwide- CARAGA	NSO RO and PO	
1-10	Seminar on Vital Statistics Indicator: Data Analysis and Interpretation	Forum	TBA	LCRO's Association per Province	
3	Opening Ceremonies/Motorcade	IEC	City Hall, Butuan City	RSCC/NEDA	
3	Motorcade	IEC	TBA	NSO, BAS and other agencies	

<b>Date</b>	<b>Activity</b>	<b>Type</b>	<b>Venue/Time</b>	<b>Sponsoring Agency</b>	<b>Remarks</b>
3	Participation in the Philippine Statistical Quiz	Contest	TBA	NSO (BAS)	
3	User's Forum for Statistical Users	Forum	Agusan del Norte PO	Agusan del Norte PO	
10-14	SQS Provincial Elimination	Contest	TBA	NSO Agusan del Norte	
10-14	Conduct of Butuan City and Agusan del Norte Division Statistical Quiz for secondary School (3rd Division SQS)	Contest	TBA	Agusan del Norte, PO and DepEd Butuan City and Agusan	
10	Conduct of Agusan del Sur Division Statistical Quiz for Secondary School (3rd Division SQS)	Contest	TBA	Agusan del Sur PO and DepEd Agusan del Sur Division Office	
10	Conduct of Surigao City, Surigao del Norte and Dinagat Islands Division Statistical Quiz for Secondary School (3rd Division SQS)	Contest	TBA	Agusan del Sur PO and DepEd Agusan del Sur Division Office	
Wk 2	Provincial Data Review and Validation of 3rd Quarter PCPS, BLPS, CLPS, Other Crops, Fisheries Production and Prices	Forum	BAS POCs: Agusan del Norte, Agusan del Sur, Surigao del Norte and Surigao del Sur	BAS	
17-21	User's Forum for Statistical Users	Forum	NSO Agusan del Norte	NSO Agusan del Norte	
17-21	Tree Parenting Home for Girls	IEC		NSO Agusan del Norte	
22	Essay Writing Contest for Secondary School	Contest	CARAGA Regional Office	NSO-Caraga RO/DepEd-Caraga	
22	Slogan Contest for Secondary School	Contest	CARAGA Regional Office	NSO-Caraga RO/DepEd-Caraga	
22	Poster Making Contest for Secondary School	Contest	CARAGA Regional Office	NSO-Caraga RO/DepEd-Caraga	
22	Conduct of Regional Statistical Quiz for Secondary School (3rd Regional SQS)	Contest	TBA	NSO-Caraga RO/DepEd-Caraga	

<b>Date</b>	<b>Activity</b>	<b>Type</b>	<b>Venue/Time</b>	<b>Sponsoring Agency</b>	<b>Remarks</b>
Wk 3	Provincial Data Review and Validation of 3rd Quarter PCPS, BLPS, CLPS, Other Crops, Fisheries Production and Prices	Forum	BAS ROC	BAS ROC	
24-28	Provincial Statistics Quiz	Contest	NSO Provincial Office	NSO Agusan del Norte	
27	Tree Planting	IEC	TBA	NSO CARAGA RO and Agusan del Norte PO	
31	On-the-Spot Poster-Making Contest	Contest	NSO Provincial Office	NSO Agusan del Norte	
31	On-the-Spot Slogan Contest	Contest	NSO Provincial Office	NSO Agusan del Norte	

# Autonomous Region in Muslim Mindanao - ARMM



Annual Per Capita Poverty Threshold, Poverty Incidence and Magnitude of Poor Families, by Region and Province: 1991, 2003, 2006 and 2009

Region/Province	Annual Per Capita Poverty Threshold (in Pesos)				Poverty Incidence among Families (%)							Magnitude of Poor Families		
					Estimates (%)				Coefficient of Variation			Estimate		
	1991 <sup>a/</sup>	2003	2006	2009	1991 <sup>a/</sup>	2003	2006	2009	2003	2006	2009	2003	2006	2009
PHILIPPINES	5,776	10,976	13,348	16,841	28.3	20.0	21.1	20.9	2.3	2.3	2.1	3,293,096	3,670,791	3,855,730
ARMM	4,659	9,664	12,358	16,334	18.6	25.0	36.5	38.1	10.1	7.4	6.1	126,233	194,626	218,043
Basilan <sup>b/</sup>		9,016	11,595	15,341		20.7	21.4	23.0	14.6	32.7	21.0	11,097	11,768	11,047
Lanao del Sur		8,545	11,067	14,533		13.7	25.6	36.8	31.8	22.2	14.8	17,595	34,393	53,350
Maguindanao		9,920	12,770	16,872		41.9	44.9	44.6	11.0	8.1	9.5	64,883	77,652	72,866
Sulu		10,397	13,436	17,658		20.3	36.7	39.3	20.6	12.5	9.7	21,666	40,036	64,981
Tawi-tawi		9,230	11,915	15,824		18.2	49.1	31.5	33.7	11.5	17.9	10,992	30,776	15,798

Annual Per Capita Food Threshold, Subsistence Incidence and Magnitude of Subsistence Poor Families, by Region and Province: 1991, 2003, 2006 and 2009

Region/Province	Annual Per Capita Food Threshold (in Pesos)				Subsistence Incidence among Families (%)							Magnitude of Subsistence Poor Families		
					Estimates (%)				Coefficient of Variation			Estimate		
	1991 <sup>a/</sup>	2003	2006	2009	1991 <sup>a/</sup>	2003	2006	2009	2003	2006	2009	2003	2006	2009
PHILIPPINES	3,983	7,577	9,257	11,686	13.3	8.2	8.7	7.9	3.4	3.3	3.2	1,357,833	1,511,579	1,453,843
ARMM	3,298	6,809	8,699	11,291	5.9	7.3	11.6	8.5	19.9	14.9	15.7	36,952	61,863	48,686
Basilan <sup>b/</sup>		6,267	8,213	10,694		0.8	1.3	1.7	98.1	71.8	56.5	417	731	829
Lanao del Sur <sup>b/</sup>		5,979	7,713	10,111		4.1	4.5	9.4	47.6	30.4	33.2	5,306	6,109	13,544
Maguindanao <sup>b/</sup>		6,925	8,917	11,823		16.2	18.5	14.3	21.1	17.9	21.1	25,089	31,915	23,277
Sulu <sup>b/</sup>		7,280	9,463	12,329		5.2	8.7	3.9	47.6	33.3	23.9	5,517	9,457	6,462
Tawi-tawi <sup>b/</sup>		6,430	8,283	11,069		1.0	21.8	9.1	90.2	18.7	40.6	622	13,652	4,575

Notes: a/ Provincial estimates were not generated due to limitations of the sampling design of the 1991 Family Income and Expenditure Survey.

b/ Coefficient of variation of 2009 subsistence incidence among families is greater than 20%.

c/ Province with sample size less than 100.

**22<sup>nd</sup> National Statistics Month  
Calendar of Activities  
ARMM**

Date	Activity	Type	Venue/Time	Sponsoring Agency	Remarks
<b>SEPTEMBER</b>					
Wk 3	Conduct of Community-Based Monitoring System (CBMS) Consultative Meeting with RSCC-ARMM and Selected Maguindanao LGUs	Meeting	RPDO Conference Room	RPDO-ARMM	
Wk 3	Provincial Situation Analysis of Children and Women	Validation	Region wide	RPDO-ARMM	
26	Conduct of RSCC ExeCom Meeting	Meeting	RPDO Conference Room	RPDO-ARMM	
<b>OCTOBER</b>					
1-31	Hanging of Streamers	IEC	BAS ROC	BAS	
1-31	Hanging of Stramer	Display	DOT-ARMM	DOT-ARMM	
1-31	Hanging of Streamer	Display	Near the DTI Gate	DTI-ARMM	
1-31	Support the Calendar of Activities of ORG, NSO and RPDO	Parade, Advocacy and Conference	ARMM Compound	ORG, NSO & RPDO	
1-31	Hanging of Streamers	IEC	RPDO-ARMM	RPDO-ARMM	
1-31	Hanging of Streamer	IEC	Office Premises	RPMA-ARMM	
1-31	Hanging of Streamers/ Tarpauline	IEC	NSO-ARMM regional and provincial offices & ARMM line agencies	NSO-ARMM	
1-31	Exhibit of NSO Publications	Exhibit	NSO-ARMM Regional Office Conference Room	NSO-ARMM	
1-31	Slogan & Poster Making Contest (Secondary Level)	Contest	Secondary Schools in ARMM	NSO-ARMM	
1	Participate to the Parade during Opening Program	IEC	Somewhere in Cotabato City to ORG-ARMM	RPDO-ARMM	

Date	Activity	Type	Venue/Time	Sponsoring Agency	Remarks
3	Conduct of Opening Program	IEC	Somewhere in Cotabato City to ORG quadrangle	RPDO-ARMM/ NSO-ARMM	
3	Hanging of Streamer	IEC	BFP-ARMM Office	BFP-ARMM	
3	Seminar/Workshop for Fire Safety Enforcement	IEC	BFP-ARMM Regional Headquarter	BFP-ARMM	
5	Opening Ceremony Parade/ Alay Lakad Physical Exercise/ "HATAW"	IEC	In front of ORG-ARMM Building	NSO/RPDO/ DOH	
8	Radio Interview	IEC	DXMS	BPI-ARMM	
12	Conduct Seminar on Statistics and Its Crucial Role in Governance	IEC	ORG-ARMM Conference Room	NSO-ARMM	
13	Conduct of Statistical Forum	IEC	ORG/RPDO Conference Room	NSO-ARMM/ RPDO-ARMM	
Wk 2	Provincial Data Review and Validation of 3rd Quarter PCPS, BLPS, CLPS, Other Crops, Fisheries Production and Prices	Forum	BAS POCs: Maguinadao, Tawi-Tawi, Lanao del Sur, Sulu, Basilan	BAS Agusan Sur	
20	Data Dissemination	Forum	ORG-ARMM Conference Room	NSO-ARMM	
Wk 3	Provincial Data Review and Validation of 3rd Quarter PCPS, BLPS, CLPS, Other Crops, Fisheries Production and Prices	Forum	BAS ROC ARMM	BAS	
Wk 3	Continuous Advocacy in Fire Safety Awareness Through "Musika Laban sa Sunog" by General Alarm Band	IEC	Schools & Public Assemblies	BFP-ARMM	
27	Data Appreciation/ Culmination Activity	IEC	NSO-ARMM Regional Office Conference Room	NSO-ARMM	
31	Conduct of Closing Program	IEC	RPDO Conference Room	NSO-ARMM/ RPDO-ARMM	

Date	Activity	Type	Venue/Time	Sponsoring Agency	Remarks
Every Sunday of October	Continuous Radio Station Program on Public Safety Awareness	IEC	DXMY Radio Station @7 am to 8 am	BFP-ARMM	
TBA	Clearing of Esteros Canal and Drainage	IEC	Esteros, Cotabato City	BFP-ARMM	
TBA	Ugnayan sa Barangay Activity	IEC	Within AOR of BFP-ARMM	BFP-ARMM	
TBA	Fire Safety Inspection to all Establishment	IEC	Within AOR of BFP-ARMM	BFP-ARMM	

# **22<sup>nd</sup> NATIONAL STATISTICS MONTH**

---

## **Annexes**

# The Philippine Statistical System

The Philippine Statistical System (PSS) is a decentralized system consisting of the various statistical organizations at all administrative levels, its personnel, and the national statistical development programs. This includes all government departments, bureaus, agencies, and instrumentalities both at the national and local levels, and all government-owned and controlled corporations that are engaged in the conduct of statistical activities either as a major function or as part of their administrative and regulatory functions.

The PSS is composed of:

## ➤ A POLICY-MAKING AND COORDINATING BODY

National Statistical Coordination Board (NSCB) – formulates policies, delineates responsibilities, sets priorities and standards on statistics and administers the one-stop statistical information centers. It also maintains multi-sectoral frameworks and indicator systems.

## ➤ DATA PRODUCERS

In the government, the agencies that produce statistics as their primary function are as follows:

National Statistics Office (NSO) – the major statistical agency responsible for generating general-purpose statistics and undertaking censuses and surveys.

Bureau of Agricultural Statistics (BAS) – produces agricultural statistics.

Bureau of Labor and Employment Statistics (BLES) – produces labor statistics.

Bangko Sentral ng Pilipinas – produces balance of payments and other monetary and banking statistics.

In addition to the above statistical agencies, other departments/agencies also generate statistics as by-products of their primary functions.

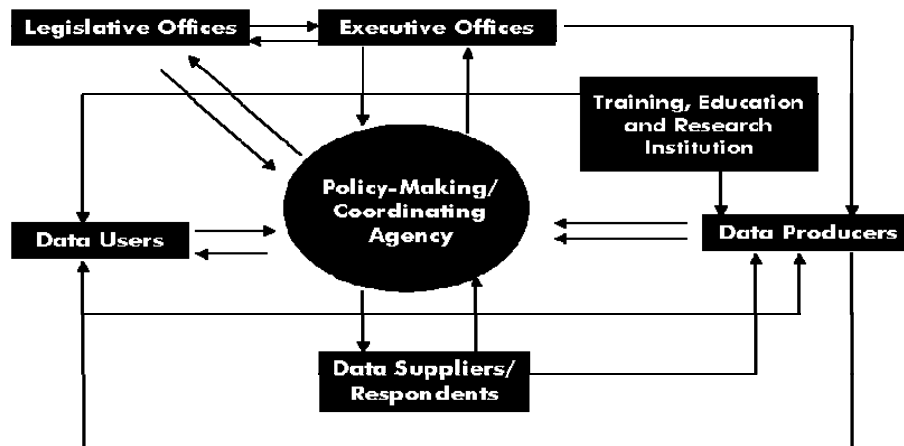
## STATISTICAL RESEARCH, EDUCATION AND TRAINING INSTITUTIONS

Statistical Research and Training Center – the training and research arm of the PSS; conducts short-term courses in statistics and related fields and researches to enhance existing methodologies, concepts and systems used in statistical operations.

Academe – develops human resources supply by offering statistics courses and also participates in the conduct of statistical researches.

## DATA PROVIDERS/RESPONDENTS

Collection of data is done either thru sample surveys, censuses or administrative reporting forms. Respondents can be individuals, households, business establishments/enterprises, government or non-government institutions.



**22<sup>nd</sup> NATIONAL STATISTICS MONTH (NSM)  
STEERING COMMITTEE AND SUBCOMMITTEES**

**Steering Committee**

Chair:	Dr. Romulo A. Virola	NSCB
Vice Chair:	Usec. Alicia R. Bala	DSWD
Members:	DDG Margarita R. Songco	NEDA
	Adm. Carmelita N. Ericta	NSO
	Dir. Cynthia S. Regalado	NSCB
	Dir. Romeo S. Recide	BAS
	Dir. Teresa V. Peralta	BLES
	Exec. Dir. Gervacio G. Selda, Jr.	SRTC
	Dir. Rosabel B. Guerrero	BSP
	Usec. Laura B. Pascua	DBM
	Dr. Peter Paul Reuben G. Galvez	DND
	Asec. Jesus Lorenzo R. Mateo	DepEd
	Usec. Antonio V. Rodriguez	DFA
	Ms. Zenaida B. Muñoz	DENR
	Dr. Enrique A. Tayag	DOH
	Dir. Francisco R. Cruz	DILG
	Dir. Bernie S. Justimbaste	DOST
	Dir. Rolando Cañizal	DOT
	Usec. Adrian Cristobal	DTI
	Ms. Ma. Ferly D. Enriquez	PCW
	DDG Milagros D. Hernandez	TESDA
	Dr. Brigada A. Roscom	MSU-IIT
	Dr. Lorelei C. Mendoza	UP-Baguio
	Dr. Zita VJ. Albacea	UP-INSTAT
	Dr. Erniel B. Barrios	UPSS
	Prof. Vicente T. Balinas	UP-Visayas
	Dep. Sec. Gen. Cedric Bagtas	TUCP
	Dr. Vicente B. Valdepeñas, Jr.	PSA

**Sub-Committee on Programs and Awards**

Chair:	Dir. Vincent Adrew T. Leyson	DSWD
Co-Chair:	Ms. Zenaida B. Muñoz	DENR
Members:	Ms. Ratelieta T. Millendez	BAS
	Mr. Jose Ernesto N. Gonzales	BSP
	Ms. Yolanda A. Navea	BLES
	Ms. Marieta C. Atienza	DepEd
	Dr. Enrique A. Tayag	DOH
	Dir. Victoria V. Quimbo	NEDA
	Ms. Gina A. Perido	NSO
	Dr. Vicente B. Valdepeñas, Jr.	PSA
	Ms. Lolita M. Oreo	SRTC
	Ms. Anna Lee Fos	TUCP
	Dr. Erniel B. Barrios	UPSS
	Mr. Juan O. Miralles	NSCB

## Sub-Committee on Publicity and Advocacy

Chair:	Dir. Victoria V. Quimbo	NEDA
Co-Chair:	Dir. Betty Lou S. Peñera	PIA
Members:	Mr. Vincent Olaivar	NSO
	Dir. Teresa V. Peralta	BLES
	Ms. Ana Julia Macaraig	SRTC
	Ms. Ester Dijamco	DepEd
	Exec. Dir. Maria Lumen B. Isleta	DFA
	Dir. Francisco R. Cruz	DILG
	Ms. Rhodora G. Alday	DSWD
	Ms. Monique Viray	PCW
	Ms. Marissa G. Bugante	SSS
	Dir. Candido J. Astrologo, Jr.	NSCB
Mr. Ruben V. Litan	NSCB	

## NSM SECRETARIAT

Head:	Millicent Gay B. Tejada
Members:	Juan O. Miralles
	Dolores M. Pillas
	Jayne A. Monteza
	Lotis I. Ira
	Patricia Anne L. Rivera

## 22<sup>nd</sup> NSM HOST AGENCIES

### *Host of the Opening Ceremony:*



### **DEPARTMENT OF SOCIAL WELFARE AND DEVELOPMENT**

National Household Targeting System for Poverty Reduction  
Batasan Hills, Quezon City, Philippines 1126

Trunklines: (632)931-81-01 to 07

Direct Line: (632)931-8101 local 325

E-mail Address: [nsm\\_22nd@dswd.gov.ph](mailto:nsm_22nd@dswd.gov.ph)

URL: <http://www.dswd.gov.ph>

Contact Persons: Ms. Rhodora G. Alday/Ms. Maan Julia D. Gonzales

### *Host of the Closing Ceremony:*



### **BANGKO SENTRAL NG PILIPINAS**

A. Mabini St. corner P. Ocampo St.

Malate, Manila, Philippines 1004

Telephone Nos.: (632)708-77-01; (632)306-2274; (632)708-7224

Email Address: [bspmail@bsp.gov.ph](mailto:bspmail@bsp.gov.ph)

URL: <http://www.bsp.gov.ph>

Contact Persons: Ms. Ida Nallas/Ms. Mia de Jesus

## 21<sup>st</sup> NSM AWARDS for Best Activity and Best Region

### Evaluation Team

Chair: Ms. Ratelieta T. Millendez  
Members: Ms. Zenaida B. Muñoz  
Ms. Lolita M. Oreo  
Ms. Teresita G. Abad  
Ms. Hermogena Tugagao

Secretariat: Mr. Juan O. Miralles  
Ms. Patricia Anne L. Rivera

## 3<sup>RD</sup> NSM MEDIA AWARDS

### Board of Judges

Chair: Prof. Solita C. Monsod  
Members: Dr. Vicente B. Valdepeñas, Jr.  
Ms. Nieves Osorio  
Ms. Mercedes F. Robles

Secretariat: Dir. Candido J. Astrologo, Jr.  
Mr. Ruben V. Litan

### Sponsors



**BANGKO SENTRAL NG PILIPINAS**  
Pananalaping Matatag, Bansang Panatag



**National Statistics Office**

<http://www.census.gov.ph>

# The NSM Awards

## ***Search for Best NSM Activity and Region***

To recognize outstanding participation in the NSM celebration and to encourage more participation in the NSM, the Search for Best NSM Activity and Region was launched. Specifically, the NSM Awards System was envisioned to serve as an incentive to participating individual and collective agencies in the observance of the NSM. It serves as a strategy for encouraging wider participation to the NSM celebration and promoting the conduct of activities that will further the objectives and spirit of the NSM celebration. The first NSM Awards were given during the opening ceremony for the 14<sup>th</sup> NSM celebration held in October 2003.

### List of Awardees

#### *13th NSM (October 2002)*

##### Best Activity

Best Statistical Contest: *6th BSP-DepEd Oratorical Contest*  
Bangko Sentral ng Pilipinas (BSP)

Best Statistical Exhibit: *Mga Kuwentong Beterano - By the Numbers: Mobilizing Statistics for the Filipino Veterans*  
Philippine Veterans Affairs Office (PVAO)

Best Statistical Forum: *Training Course on Statistics for Policy Analysis*  
Statistical Research and Training Center (SRTC)

Best Region: Region 6 (Western Visayas)

#### *14th NSM (October 2003)*

##### Best Activity

Best Radio Plug: *Census Serbilis sa Radyo Special Series on the 14th NSM*  
National Statistics Office (NSO)

Best Statistical Forum: *Workshop on Tourism Statistics*  
Department of Tourism (DOT)

Best Statistical Exhibit: *DENR and NSO-NCR*

Best Statistical Contest: *7th BSP-DepEd Oratorical Contest*  
Bangko Sentral ng Pilipinas (BSP)

Best Region: Region 1 (Ilocos Region)

#### *15th NSM (October 2004)*

##### Best Activity

Best Statistical Forum: *Statistical Data Appreciation Workshop*  
National Statistics Office (NSO)

Best Statistical Exhibit: *BSP Kiosk Exhibit*

Best Statistical Contest: *8th BSP-DepEd Oratorical Contest*  
Bangko Sentral ng Pilipinas (BSP)  
(Recognized as the First Hall of Fame Awardee)

Best Region: Region 1 (Ilocos Region)

#### *16th NSM (October 2005)*

##### Best Activity

Best Radio Plug: *16th NSM Census Serbilis sa Radyo*  
National Statistics Office (NSO)

Best Statistical Exhibit: *BSP Exhibit for the 16th NSM*  
Bangko Sentral ng Pilipinas (BSP)

Best Statistical Forum: *2005 BSP Users' Forum on BSP Produced Statistics*  
Bangko Sentral ng Pilipinas (BSP)

Best Region: Region 10 (Northern Mindanao)

#### *17th NSM (October 2006)*

##### Best Activity

Best Radio/TV Plug: *Development of the Consumer e-desk*  
Department of Energy (DOE)

Statistical Forum: *Users-Producers' Forum on Energy Statistics*  
Department of Energy (DOE)

Best Region: Region 1 (Ilocos Region)

#### *18th NSM (October 2007)*

##### Best Activity

Best Statistical Forum: *Introduction to Geographic Information System and Remote Sensing for Agricultural Statistics*  
Bureau of Agricultural Statistics (BAS)

Best Region: Region 1 (Ilocos Region)

*19th NSM (October 2008)*

Best Activity

Best Statistical Forum: *National Consultation on Livestock and Poultry Data System and Establishment of Regional L&P Databases*  
Bureau of Agricultural Statistics (BAS)

Best Statistical Exhibit: *Statistical Exhibit at SM Supermalls in Metro Manila*  
National Statistics Office (NSO)

Best Statistical Contest: *2008 NCR Statistical Quiz*  
National Statistics Office (NSO)

Best Region: Region 1 (Ilocos Region) - Recognized as the Second Hall of Fame Awardee

*20th NSM (October 2009)*

Best Activity

Best Statistical Forum: *National Consultation on Livestock and Poultry Data System and Establishment of Regional L&P Databases*  
Bureau of Agricultural Statistics (BAS)

Best Statistical Exhibit: *Statistical Exhibit at SM Supermalls in Metro Manila*  
National Statistics Office (NSO)

Best Statistical Contest: *2009 NCR Statistical Quiz and Essay Writing Contest*  
National Statistics Office (NSO)

Best Region: Region 6 (Western Visayas)

NSM Awards Hall of Fame Awardees

Best NSM Statistical Contest: BSP-DepEd Oratorical Contest  
Awarded in October 2004

Best NSM Region: Region 1 (Ilocos Region)  
Awarded in October 2008

**NSM Media Awards**

The NSM Media Awards were first given during the opening ceremony for the 20<sup>th</sup> NSM celebration held in October 2009. This recognition acknowledges the important role of media practitioners specifically reporters from broadcast (TV and radio) and print/online news service from both the government and private media organizations, who have made significant contributions in promoting, popularizing, and using statistics in information dissemination and other relevant purposes.

List of Awardees

*1<sup>st</sup> NSM Media Awards (2009)*

Print: Mr. Roel L. Landingin of *Newsbreak Magazine*  
"The Hidden Job Crisis"

*2<sup>nd</sup> NSM Media Awards (2010)*

Print: Ms. Iris Gonzales of *The Philippine Star*  
"RP races to meet Millennium Development Goals by 2015"  
TV Broadcast: Ms. Bernadette S. Reyes of *GMA-7 News and Public Affairs*  
Radio Broadcast: Mr. Thads Bentulan of *DYAB, ABS-CBN Cebu*

**22<sup>nd</sup> NSM Donors and Sponsors**  
As of 30 September 2011

- Bangko Sentral ng Pilipinas
- Bureau of Agricultural Statistics
- Department of Budget and Management
- Department of Education
- Department of Environment and Natural Resources
- Department of Health
- Department of Health –Eastern Visayas
- Department of Interior and Local Government
- Department of Justice
- Department of Labor and Employment – Office of the Secretary
- Department of National Defense
- Department of Public Works and Highways
- Department of Science and Technology
- Department of Tourism
- Department of Foreign Affairs
- Government Service Insurance System
- National Economic and Development Authority
- National Statistical Coordination Board
- National Statistics Office
- Philippine Commission on Women
- Philippine Statistical Association
- Statistical Research and Training Center
- Technical Education and Skills Development Authority

## ACRONYMS AND ABBREVIATIONS

<b>A</b>		DILG	Department of Interior and Local Governmen
ADB	Asian Development Bank	DLR	Department of Land Reform
AFP	Armed Forces of the Philippines	DMMMSU	Don Mariano Marcos Memorial State University
ARMM	Autonomous Region of Muslim Mindanac		
<b>B</b>		DND	Department of National Defense
BAS	Bureau of Agricultural Statistics	DOE	Department of Energy
BASC	Bataan Agricultural State College	DOF	Department of Finance
BFAR	Bureau of Fisheries and Aquatic Resources	DOH	Department of Health
BFP	Bureau of Fire Protection	DOJ	Department of Justice
BIR	Bureau of Internal Revenue	DOLE	Department of Labor and Employment
BIT	Bangui Institute of Technology	DOST	Department of Science and Technology
BJMP	Bureau of Jail Management and Penology	DOT	Department of Tourism
BLES	Bureau of Labor and Employment Statistics	DOTC	Department of Transportation and Communications
BLGF	Bureau of Local Government Finance		
BLPS	Backyard Livestocks Production Survey	DPWH	Department of Public Works and Highways
BNS	Barangay Nutrition Scholar	DSWD	Department of Social Welfare and Development
BSP	Bangko Sentral ng Pilipinas		
BSU	Bulacan State University	DTI	Department of Trade and Industry
BTr	Bureau of Treasury	<b>E</b>	
BTRCP	Bureau of Trade Regulation and Consumer Product	EPPB	Energy Policy and Planning Bureau
		ESSU	Eastern Samar State University
BWSC	Bureau of Workers with Special Concerns	EVSU	Eastern Visayas State University
BWYW	Bureau of Women and Young Workers	<b>F</b>	
<b>C</b>		FAO	Food and Agriculture Organizator
CBFM	Community Based Forest Management	FIDA	Fiber Industry Development Authority
CENRO	City Environment and Natural Resources Office	FNRI	Food and Nutrition Research Institute
CHD	Center for Health Development	FO	Field Office
CHR	Commission on Human Rights	<b>G</b>	
CIO	City Information Office	GOCC	Government-Owned and/or Controlled Corporations
CITEM	Center for International Trade Expositions and Missions	GRDP	Gross Regional Domestic Product
		GVA	Gross Value Added
CLSU	Central Luzon State University	<b>H</b>	
CNHS	Catanduanes National Highschool	HDMF	Home Development Mutual Fund
COA	Commission on Audit	HEI	Higher Education Institution
COMELEC	Commission on Elections	<b>J</b>	
CPDO	City Planning and development Office	JPSA	Junior Philippine Statistical Association
CSC	Civil Service Commission	<b>I</b>	
CSLRMI	Colegio de San Lorenzo Ruiz de Manila	ICTO	Information and Communications Technology Office of DOST
CSWD	City School Welfare Development		
CUI	Canadian Urban Institute	IEC	Information Educational Campaign
		IN	Ilocos Norte
CWD	Consumer Welfare Desk	IS	Ilocos Sur
<b>D</b>		ISCOF	Iloilo State College of Fisheries
DA	Department of Agriculture	ITRMC	Ilocos Training and Regional Medical Center
DAR	Department of Agrarian Reform		
DA-RFU	Department of Agriculture-Regional Field Office	<b>L</b>	
		LBP	Land Bank of the Philippines
DBM	Department of Budget and Management	LCRPA	Local Civil Registrar Personnel Association
DBP	Development Bank of the Philippines	LGU	Local Government Unit
DENR	Department of Environment and Natural Resources	LGU-PADS	Local Government Unit-Provincial Agricultural Office
DEO	District Engineering Office (DPWH)	LSDE	Leyte Samar Daily Express
DepEd	Department of Education	LTO	Land Transportation Office
DHVCAT	Don Henorio Ventura College of Arts and Trade	LU	La Union
		LURO	La Union Regional Office


## ACRONYMS AND ABBREVIATIONS

<b>M</b>		PIT	Palompon Institute of Technology
MC	Memorandum Circular	PMMA	Philippine Merchant Marine Academy
MGB	Mines and Geosciences Bureau	POC	Provincial Operations Center
MJIA	Meycauyan Industry Association	POEA	Philippine Overseas and Employment Administration
MMSU	Mariano Marcos State University	POPCOM	Commission on Population
MNHS	Marigondon National High School	PPA	Philippine Ports Authority
<b>N</b>			
NAPOLCOM	National Police Commission	PPA-PMO	Philippine Ports Authority-Ports Management Office
NCC	National Computer Center	PPDO	Provincial Planning and Development Office
NCDA	National Council on Disability Affairs	PPSC	Philippine Public Safety College
NCIP	National Commission on Indigenous Peoples	PRC	Professional Regulation Commission
NDA	National Dairy Authority	PrSCC	Provincial Statistical Coordination Committee
NEDA	National Economic and Development Authority		
<b>NEUST</b>	Nueva Ecija University of Science and Technology	PrSCC	Provincial Statistical Coordination Committee
NHTS-PR	National Household Targeting System for Poverty Reduction	PSA	Philippine Statistical Association
NMP	National Maritime Polytechnic	PSC	Provincial Steering Committee
NMP	National Maritime Polytechnic	PSCC	Philippine Social Science Council
NNC	National Nutrition Council	PSQ	Philippine Statistics Quiz
NSCB	National Statistical Coordination Board	PTCA	Parent Teachers Community Association
NSIC	National Statistical Information Center	<b>S</b>	
NSM	National Statistics Month	SBB/SDB	Search for Best Bulletin/Statistical Data Board
NSO	National Statistics Office	SLGR	State of Local Government Report
		SOCSARGEN	South Ctabato, Sarangani, General Santos Area
NSU	National State University		
NWPC	National Wages and Productivity Commission	SRTC	Statistical Research and Training Center
NYC	National Youth Commission	SSU	Samar State University
<b>O</b>		SUC	State Universities and Colleges
OCD	Office of Civil Defense	<b>T</b>	
OLCR	Office of the Local Civil Registrar	TAD	Technical Assistance Division
ONLGQA	Office of the North Luzon Growth Quadrangle Area	TBA	To Be Announced
OTOP	One Town One Product	TelOf	Telecommunication Office
OWWA	Overseas Workers Welfare Administration	TESDA	Technical Education and Skills Development Authority
<b>P</b>		TSU	Tarlac State University
PAC	Pampanga Agricultural College	<b>U</b>	
PCVC	Philippine Convention and Visitors Corporation	UEP	University of Eastern Philippines
PCW	Philippine Commission on Women	UNP	University of Northern Philippines
PDC	Provincial Development Council	UP InStat	University of the Philippines, Los Baños - Institute of Statistics
PDDCP	Product Development and design Center of the Phils		
PENRO	Provincial Environment and Natural Resources Office	UPSS	University of the Philippines School of Statistics
PESO	Public employment Services Office	<b>W</b>	
PFDA	Philippine Fishery Development Authority	WMSU	Western Mindanao State University
PGA	Provincial Government Agencies	WVSU	West Visayas State University
PGIN	Provincial Government of Ilocos Norte	<b>Z</b>	
PGIS	Provincial Government of Ilocos Sur	ZCPDO	Zamboanga Congressional Planning and Development Office
PGLU	Provincial Government of La Union	ZSCMST	Zamboanga State College of Marine Sciences and Technology
PGPang	Provincial Government of Pangasinan		
PHO	Provincial Health Office		
PIA	Philippine Information Agency		
PIO	Provincial Information Office		

# **ACKNOWLEDGEMENT**

The National Statistical  
Coordination Board extends its  
utmost gratitude  
to all participating agencies and  
offices, both public and private,  
for their support and  
cooperation in realizing the  
celebration of the 22<sup>nd</sup> National  
Statistics Month.

It is through their  
concerted efforts that the  
successful observance of the  
National Statistics Month  
is made possible.



Each of the body parts of STATMAN, the mascot, represents a statistical symbol that is commonly used in statistical theory and its applications. To explain,

The Head symbolizes the sign 'Sigma ( $\sigma$ )' which is used to denote standard deviation or variations in human endeavors.

The Right Arm symbolizes the sign 'Sigma ( $\Sigma$ )' which is used to denote summation of society's dreams and aspirations.

The Left Arm and Torso, taken altogether, symbolizes the sign 'Chi Square ( $\chi^2$ )' and is used to denote independence and objectivity of one's views and decisions while maintaining harmony with the government.

The use of the symbols as the body parts of STATMAN signifies coherence and unity between statistical theory and their various applications which include, among others, the generation, analysis and interpretation of data.

The Picture depicted of the STATMAN in motion signifies the vision for and mission of the Philippine Statistical System, that is, 'Statistics in Action' which simply means a system that is proactive and responsive to developments affecting the country and its products, in terms of statistical data series, used in governance, and in the conduct of our daily lives.